



## **Centers of Excellence for Labor Market Research**

### **Informing Regional Conversations with Labor Market Information**



C·O·E  
CENTERS OF EXCELLENCE  
Inform Connect Advance



## **Data to Inform Statement of Need**

- ❖ Regional Demographics
- ❖ Current Labor Market
- ❖ Industry Sector Data
- ❖ Resources



## What is Labor Market Information?



LMI mostly refers to...

- Data about **industry** and **occupations**
- **Industry data** is employment counts, estimates of future jobs, average salaries...
- **Occupational data** is count of workers, estimates of future jobs, average/percentile wages, typical industry employers (types of industries that employ the occupation)...



## Defining Middle-Skill Jobs

**Middle-Skill** Jobs include:

- All occupations that require an educational requirement of some college, associate degree or apprenticeship;
- All occupations that require a bachelor's degree, but also have more than one-third of their existing labor force with an educational attainment of some college or associate degree; or
- All occupations that require a high school diploma or equivalent or no formal education, but also require short- to long-term on-the-job training where multiple community colleges have existing programs.

**Above-Middle-Skill** jobs include occupations that require an educational attainment of a bachelor's degree or higher (excluding those in the middle-skills jobs category).

**Below-Middle-Skill** jobs require an educational attainment of a high school diploma or less.

	2018 Population	2023 Population	% Change
<b>Northern Los Angeles</b>	670,362	670,379	0%
<b>San Luis Obispo County</b>	285,431	292,057	2%
<b>Santa Barbara County</b>	451,611	462,114	2%
<b>Ventura County</b>	858,385	873,035	2%

### Microregional Population Demographics

## Why Respond to Labor Market Demand?



In 2018, there were over **980,000** jobs in the **South Central Coast Region**.



Jobs have grown by approximately **60,000** over the last five years across the region.



Regional Middle Skill Openings – New and Replacement - **198,814**.

## What is Labor Market Information?



LMI mostly refers to...

- Data about **industry** and **occupations**
- **Industry data** is employment counts, estimates of future jobs, average salaries...
- **Occupational data** is count of workers, estimates of future jobs, average/percentile wages, typical industry employers (types of industries that employ the occupation)...



## Defining Middle-Skill Jobs



### **Middle-Skill** Jobs include:



- All occupations that require an educational requirement of some college, associate degree or apprenticeship;
- All occupations that require a bachelor's degree, but also have more than one-third of their existing labor force with an educational attainment of some college or associate degree; or
- All occupations that require a high school diploma or equivalent or no formal education, but also require short- to long-term on-the-job training where multiple community colleges have existing programs.


**Above-Middle-Skill** jobs include occupations that require an educational attainment of a bachelor's degree or higher (excluding those in the middle-skills jobs category).

**Below-Middle-Skill** jobs require an educational attainment of a high school diploma or less.



	
<p>Agriculture, Water &amp; Environmental Technologies</p>	<ul style="list-style-type: none"> <li>• Agriculture and Natural Resources</li> </ul>
<p>Advanced Manufacturing</p>	<ul style="list-style-type: none"> <li>• Manufacturing and Product Development</li> </ul>
<p>Advanced Transportation &amp; Logistics</p>	<ul style="list-style-type: none"> <li>• Transportation</li> </ul>
<p>Business &amp; Entrepreneurship</p>	<ul style="list-style-type: none"> <li>• Business and Finance</li> <li>• Marketing, Sales, and Service</li> </ul>
<p>Education &amp; Human Development</p>	<ul style="list-style-type: none"> <li>• Education, Child Development, &amp; Family Services</li> </ul>
<p>Energy, Construction &amp; Utilities</p>	<ul style="list-style-type: none"> <li>• Engineering and Architecture</li> <li>• Energy, Environment, and Utilities</li> <li>• Building and Construction Trades</li> </ul>

	
<p>Health</p>	<ul style="list-style-type: none"> <li>• Health Science and Medical Technology</li> </ul>
<p>ICT/Digital Media</p>	<ul style="list-style-type: none"> <li>• Information &amp; Communication Technologies</li> <li>• Arts, Media, Entertainment</li> </ul>
<p>Public Safety Career Cluster</p>	<ul style="list-style-type: none"> <li>• Public Services</li> </ul>
<p>Retail/Hospitality/Tourism 'Learn and Earn'</p>	<ul style="list-style-type: none"> <li>• Hospitality, Tourism, and Recreation</li> <li>• Fashion and Interior Design</li> </ul>



California Community Colleges


## K12 Strong Workforce

ONLINE PROJECT PLANNING AND FISCAL REPORTING	+
MASTER PLANNING CALENDAR	+
K12 ENGAGEMENT MEETINGS	+
RESOURCES	+

**Industry Sector Crosswalk**

**K12 Strong Workforce Program**

The tables below show industry sector alignment between the California Department of Education (CDE), the U.S. Department of Education (USDOE) and the U.S. Department of Labor (USDOL).



### Sample of Available Industry Data Largest Industries in Region

Industry	2018 Jobs
Government	159,856
Health Care and Social Assistance	121,989
Retail Trade	105,734
Accommodation and Food Services	97,160
Manufacturing	63,091
Construction	59,042
Agriculture, Forestry, Fishing and Hunting	56,987
Professional, Scientific, and Technical Services	56,813
Administrative and Support and Waste Management and Remediation Services	52,716
Other Services (except Public Administration)	46,112
Wholesale Trade	27,600
Educational Services	25,923
Finance and Insurance	24,640
Transportation and Warehousing	19,068
Arts, Entertainment, and Recreation	19,059
Real Estate and Rental and Leasing	16,292
Information	14,137
Management of Companies and Enterprises	11,039
Utilities	3,506
Mining, Quarrying, and Oil and Gas Extraction	2,094

## The Regional Plan provides...

- Industry Sector Overview
- Occupational Analysis
  - Top Middle-Skill Jobs by Sector
  - Projected Growth and Openings
- Regional Program Information

**Advanced Manufacturing:** In the South Central Coast region, computer-numeric-control (CNC) manufacturing dominates the advanced manufacturing sector. For example, in the Santa Clarita Valley, there are more than 100 CNC industries, many serving specialized niches. A major driver in the region is the aerospace industry, with Boeing and Airbus manufacturing parts locally. Another major CNC employer is Haas Automation, a machine and tool building company in Oxnard. Locally, the aerospace industry has been increasingly seeking workers skilled in assembly. Other strong regional advanced manufacturing subsectors include medical devices and automotive parts. Emerging areas with growing demand for skilled workers include: drone technology, robotics, and composites and fabrication.

**Occupational analysis:** The Middle-Skill Jobs in the South Central Coast were analyzed and the following occupations related to Advanced Manufacturing were found to be among the Top 100:

Occupational Title	2017 Jobs	2022 Jobs	% Change 2017-22	Openings
First-Line Supervisors of Production and Operating Workers	2,757	2,856	3.6%	1,477
Industrial Machinery Mechanics	1,103	1,193	8.2%	582
Industrial Production Managers	1,084	1,097	1.2%	412
Computer-Controlled Machine Tool Operators, Metal and Plastic	779	803	3.0%	418

There are 8 colleges in the South Central Coast region offering programs related to these occupations in advanced manufacturing. In 2017, these colleges conferred 303 awards. Of these, the program with the most annual completions is Welding Technology/Welder (102).]

Industry Sector	Skills	Job Postings
Manufacturing		12,843
	Project Management	1,901
	Scheduling	1,773
	Budgeting	1,565
	Repair	1,163
	Biotechnology	1,060
	Quality Assurance and Control	1,039
	Customer Service	1,031
	SAP	995
	Manufacturing Processes	895
	Sales	855

## COE Skills Analysis

- Top Skills by Industry
- Job Posting Analysis



# Industry Sector Profiles

## AGRICULTURE, WATER AND ENVIRONMENTAL TECHNOLOGIES

SAMPLE

**FAST FACTS\***

**13,859**  
people employed

**\$39,791**  
average earnings per job

**359**  
businesses

**DID YOU KNOW?**

- \* In 2016, Imperial County ranked #9 out of 58 California counties with a gross value of agricultural production at \$2,063,214,000.
- \* 83% of students who graduated from the San Diego-Imperial community colleges' Water and Wastewater Technology and Environmental Technology programs in 2016 attained living wages.
- \* Due to a shortage of agricultural workers in recent years, adoption of new technologies and processes have never been more prevalent on local farms. Many growers have large machine shops on their properties to fabricate and repair mechanical field equipment. Demand for occupations related to the fabrication and repair of mechanized equipment is expected to rise.
- \* According to the 2016-2017 review of the 2016 Ag Statistics by CDFA, Imperial County was the sole producer of sugar beets; #1 producer of alfalfa hay, onions, wheat, sweet corn, alfalfa seed, and Sudan hay.

Source: San Diego-Imperial Center of Excellence for Labor Market Research, Imperial County Agricultural Commissioner & CDFA's Top Occupations

**TOP JOBS THAT ARE ATTAINABLE WITH A COMMUNITY COLLEGE EDUCATION\***

What jobs require a high school diploma + postsecondary training (e.g., certificate)?	How much will I earn per hour?		
	Entry-Level	Median	Experienced
Formers, Ranchers, and Other Agricultural Managers	\$11	\$14	\$33
First-Line Supervisors of Landscaping, Lawn Service, and Groundkeeping Workers	\$14	\$17	\$24
Sales Representatives, Wholesale and Manufacturing, Except Technical and Scientific Products	\$18	\$27	\$40
Water and Wastewater Treatment Plant and System Operators	\$26	\$32	\$41

What jobs require an associate degree or higher?	Entry-Level	Median	Experienced
Agricultural and Food Science Technicians	\$17	\$20	\$24
Environmental Science and Protection Technicians	\$18	\$23	\$29
Environmental Engineering Technicians	\$23	\$30	\$41
Sales Managers	\$33	\$52	\$80

## LMI Resources

- [Contact COE for Regional LMI Reports](#)
- [Federal Bureau of Labor Statistics](#)
- **O\*NET** (occupation data)
  - KSAs (Knowledge, Skills, Abilities)
  - Emerging occupations
  - alternative job titles
- **State**
  - EDD LMID
    - Local occupations & industry data
    - 3rd Friday



**Adele Hermann, Ph.D.**  
Director  
South Central Coast  
Center of Excellence for Labor Market Research

---

[ahermann@vcccd.edu](mailto:ahermann@vcccd.edu)  
[www.coecc.net](http://www.coecc.net)



C.O.E.  
CENTERS OF EXCELLENCE  
Inform Connect Advance