

THE ADULT EDUCATION PIPELINE: DEMYSTIFYING DATA & STUDENT SUCCESS

South Central Coast
Regional Consortium
Adult Education Meeting
April 16, 2021



WestEd CAEP Team



Blaire Willson Toso
Sr. Program Manager
Adult Ed & Workforce Dev
btoso@wested.org



Jessica Chittaphong
AEP Dashboard Manager
& Program Coordinator
jchitta@wested.org



Agenda

- 10:40-10:50 AEP Dashboard Overview
- 10:50-11:00 Key Metrics
 - Equity
 - Transitions
 - What Questions do we want to explore?
- 11:00-11:20 Question & Answer

Objectives

- Identify key metrics on the AEP dashboard
- Identify how to use the AEP data to ask intentional questions
 - Equity
 - Transitions
 - Continuous Improvement
- Explore how to use the AEP Dashboard for your Continuous Improvement efforts

Postsecondary Education & Workforce Group



The Postsecondary Education and Workforce Development Group at WestEd strengthens the role of higher education, workforce, and economic development programs to improve student access and outcomes in higher education and increases economic mobility for low-income families and communities.



Some of Our Lines of Work



- Leading intersegmental planning with colleges, K12, adult education, and workforce development
- Development of data tools for continuous improvement in postsecondary education and workforce development
- Assisting colleges on implementation of Guided Pathways and systems that increase student equity and outcomes
- Leading conversations on the use of data to increase educational success and economic mobility



The Adult Education Pipeline Dashboard



Adult Education Pipeline

Comprehensive, multi-level data on student demographics, enrollment, outcomes, types of services received, and employment using new adult education data and accountability metrics.

Explore

Purpose

- ▶ Serve multiple audiences
- ▶ Spur conversations
- ▶ Continuous improvement
- ▶ Program planning
- ▶ Answer level setting questions
- ▶ Prompt questions
- ▶ Identify key aspects of the learner journey



Exploring Data



Interesting data: alerts you to an issue or establishes a framework



Useful data: provides aggregated information on outcomes that highlights structural issues



Actionable data: provides specific information that can be used to guide service delivery



AEP Dashboard: Continuous Improvement



Intentionality around data

- ▶ What data do we choose?
- ▶ What does it mean?
- ▶ What story does it tell?
- ▶ How should we use it?
- ▶ What questions does it push us to ask?
- ▶ What more do we need to know?

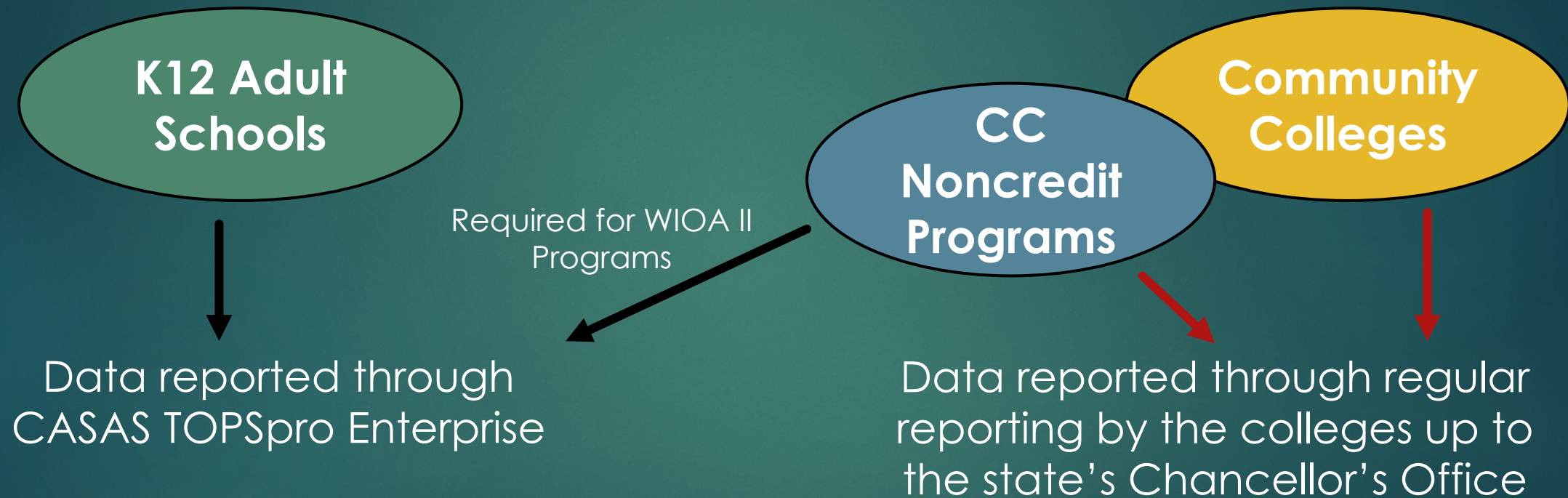
Multiple Data Sources

| Guided Pathways | Student Success Metrics | Strong Workforce Program | Community College Pipeline | Adult Education Pipeline |
|--|-------------------------|--------------------------|---|--|
| Student and course term and annual data cut from the CCCCO MIS (as submitted by colleges) | | | | |
| <ul style="list-style-type: none">• Employment and earnings data from California Employment Development Department Unemployment Insurance (UI) file• Employment outcomes from the CTE Outcomes Survey administered by SJRC• Transfer outcomes from CSU/UC match and National Student Clearinghouse | | | | |
| CCCApply file for application data | | | Labor market information from California EDD (and EMSI) | K12 adult education data from CASAS TOPspro Enterprise |



How Does CAEP Data Reporting Work?

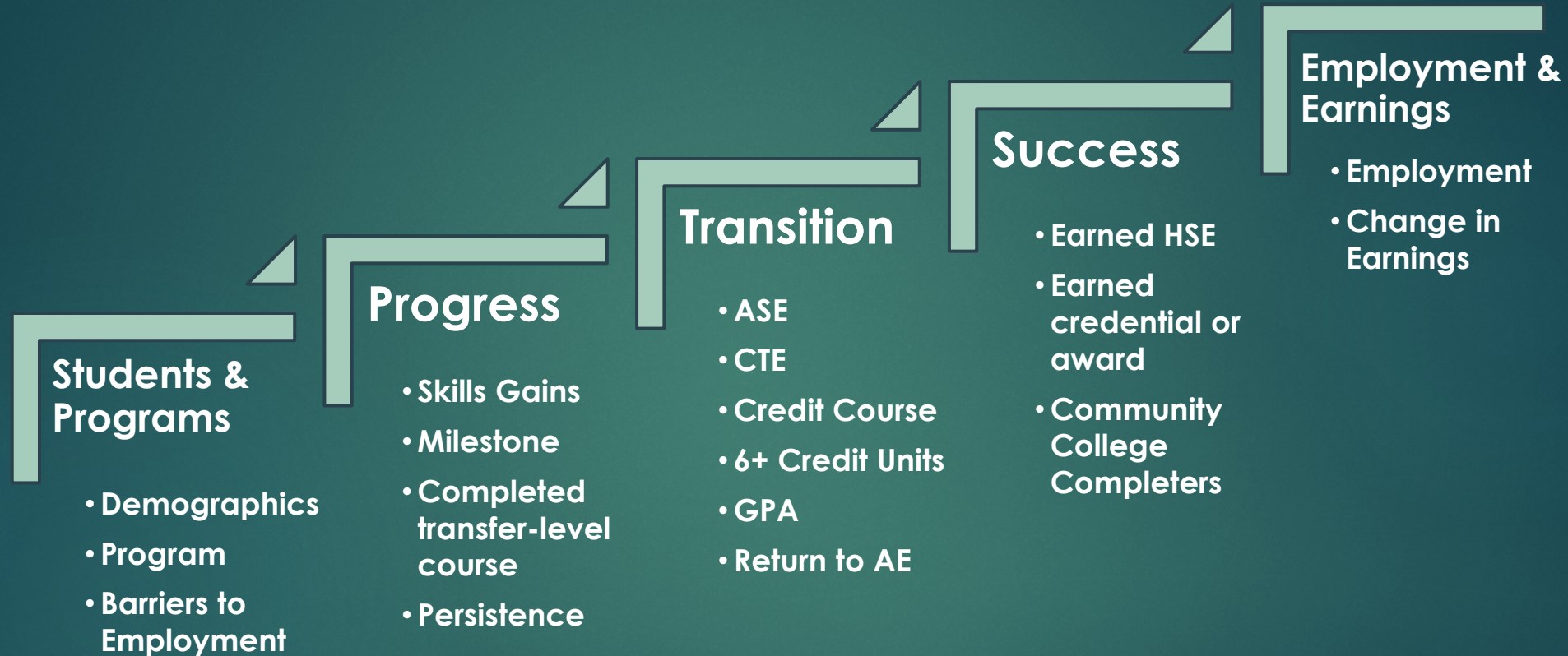
A Tale of Two Data Systems



LaunchBoard dashboards use a **derived key (last, first, DOB, gender)** to identify unique students across multiple data sources.



Learner Journey



(key student progress metrics)



Adult Education Pipeline

[HTTPS://WWW.CALPASSPLUS.ORG/LAUNCHBOARD/ADULT-
EDUCATION-PIPELINE.ASPX](https://www.calpassplus.org/launchboard/adult-education-pipeline.aspx)



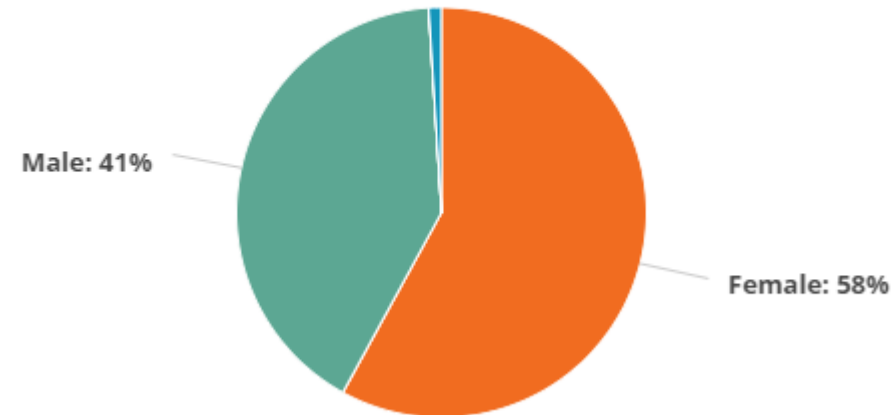
South Central Coast Region

Demographics

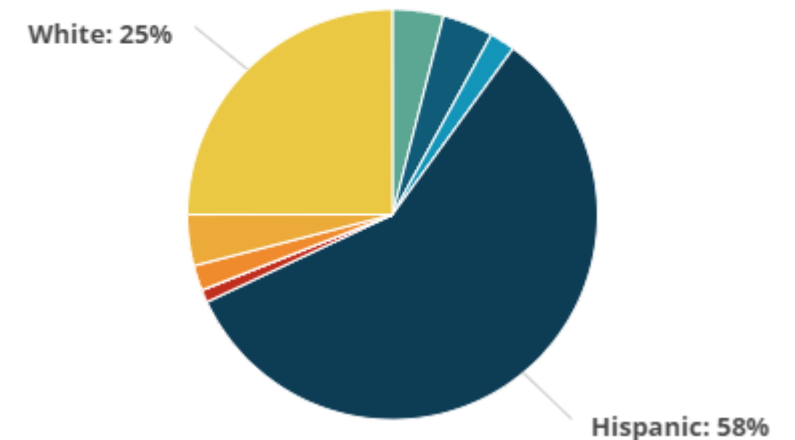
- ▶ Reportable Individuals: 45,574
- ▶ Participants: 24,580



Gender



Ethnicity



Exploring Data

Ask a question

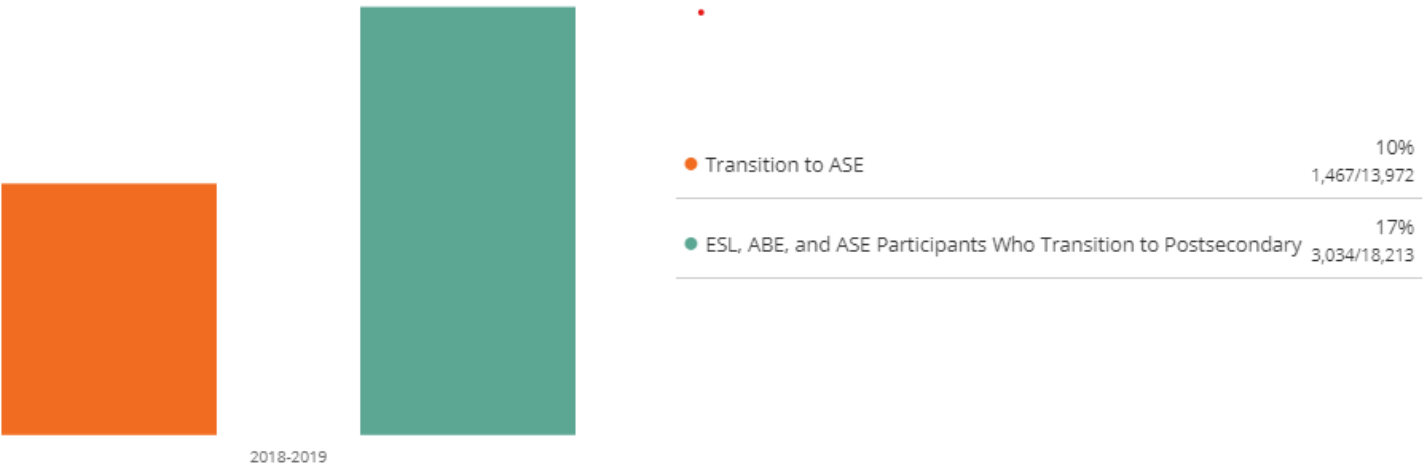
- ▶ Are students transitioning to Postsecondary?



Exploring Data

- Are students transitioning to Postsecondary?

Are your students transitioning into Adult Secondary or Postsecondary Education Programs? Look at transition rates for different populations to learn how to tailor your programs for more equitable success.



Exploring Data

Are students transitioning to Postsecondary?

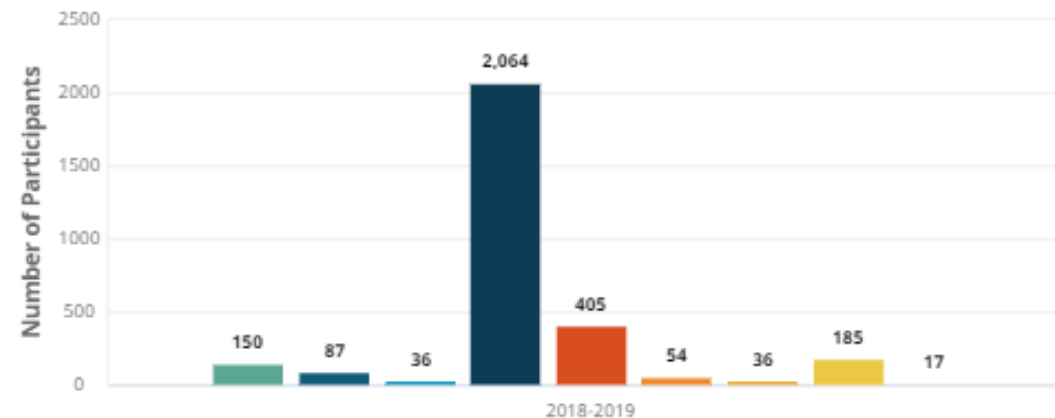
- Who is most successfully transitioning? (Program type? Gender? Ethnicity?)

Transition to Postsecondary

Among all ESL, ABE and ASE participants, the number who transition to postsecondary by enrolling in either a K12 adult education or community college CTE course, or a non-developmental credit college course for the first time at any institution within the selected or subsequent year. ?

DRILL DOWN: Race/Ethnicity PROGRAM TYPE: All STUDENT TYPE: All

● South Central Coast, 2018-2019



- American Indian/Alaska Native
- Black or African American
- Hispanic
- White
- Unknown/Non-Respondent
- All Masked Values
- Asian
- Filipino
- Pacific Islander or Hawaiian Native
- Two or More Races
- Multiple Values Reported



Exploring Data

- ▶ Are students transitioning to Postsecondary?
- ▶ Who is most successfully transitioning? (Program type? Gender? Ethnicity?)
 - ▶ Are students successfully transitioning to CTE or community college courses (noncredit/credit)?

Transition to CTE

Among all ESL, ABE and ASE participants, the number who transition by enrolling in either a K12 adult education or community college noncredit or credit CTE course for the first time at any institution within the selected or subsequent year. ?

DRILL DOWN

Race/Ethnicity

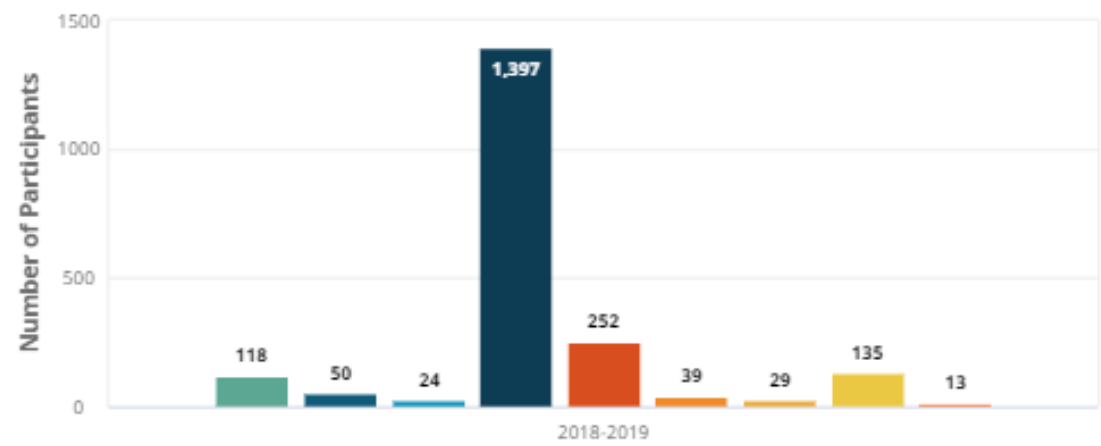
PROGRAM TYPE

All

STUDENT TYPE

All

South Central Coast, 2018-2019



- American Indian/Alaska Native
- Black or African American
- Hispanic
- White
- Unknown/Non-Respondent
- All Masked Values
- Asian
- Filipino
- Pacific Islander or Hawaiian Native
- Two or More Races
- Multiple Values Reported



Exploring Data

- ▶ Are students transitioning to Postsecondary?
- ▶ Who is most successfully transitioning? (Program type? Gender? Ethnicity?)
- ▶ Are students successfully transitioning to CTE or community college courses (noncredit/credit)?
 - ▶ Are students earning a Postsecondary CTE certificate?

Participants Who Earned a Postsecondary CTE Certificate

Among all participants, the number who earned a certificate in a K12 adult school or college noncredit program in the selected year and had an enrollment in the selected year. ?

DRILL DOWN

PROGRAM TYPE

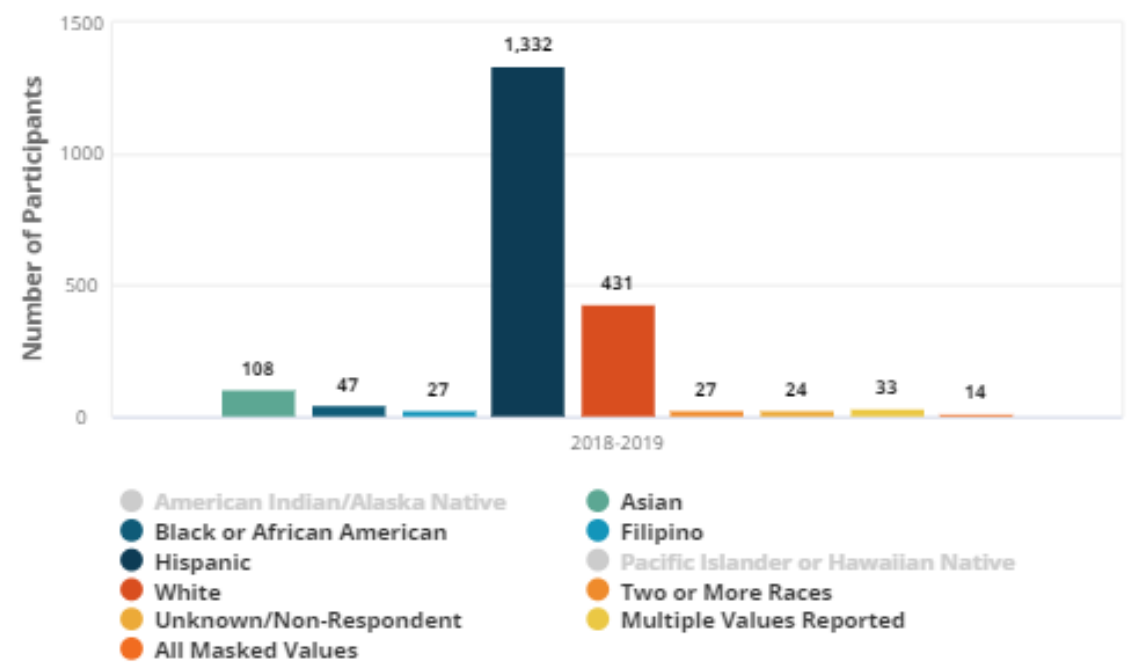
STUDENT TYPE

Race/Ethnicity

All

All

● South Central Coast, 2018-2019



Exploring Data

► Explore a question

- Are students transitioning to Postsecondary?
- Who is most successfully transitioning? (Program type? Gender? Ethnicity?)
- Are students successfully transitioning to CTE or community college courses (noncredit/credit)?

► Prompt us to ask a question...



WHAT QUESTIONS DO YOU HAVE?



Please use your mic or chat your question.

Discussion Questions



- How do you currently use the AEP Data?
- Do you disaggregate data by gender/race-ethnicity/first time/CAEP program/...?
- What are goals for your site?
 - What data could support understanding or prompt a narrowing of focus to explore these issues?
- What have you found most useful?
- What is most challenging?

Upcoming Webinars

▶ CAEP Webinars

- April 20, 12:00 PM: What's NonCredit Coding Got to Do with It: Getting the Most Out of Your Data
- April 27, 12:00 PM: Get Ready for AEP 2021: New Features & Updates to the Adult Education Pipeline Dashboard
- April 30, 12:00 PM: Understanding & Using the Adult Education Pipeline (AEP) Dashboard for Continuous Improvement
- May 5, 1:00 PM: Three-year Consortium Planning Using the AEP Dashboard (*NOTE: 90 minutes*)
- May 12, 1:00 PM: Why Do My Data Reports Look Different: AEP Dashboard & CASAS TopsPro Enterprise
- May 19, 1:00 PM: What's it all About: CB 21, NRS Educational Functioning Levels, & Curriculum Alignment

▶ CCAE Presentations

- April 22, 1:00 PM: Using Educational & Economic Data to Build Strong Career Pathways
- April 22, 2:00 PM: Understanding & Using the Data on the Adult Education Pipeline 4.0



Thank you!

Blaire Toso
btoso@wested.org

Jessica Chittaphong
jchitta@wested.org

