



South Central Coast
Regional Consortium
sccrcolleges.org/



Santa Barbara County Regional Labor Market Information

Draft Report Date: 7/1/24

Santa Barbara County Regional Labor Market Snapshot Jobs in Advanced Manufacturing

Average Hourly Wage

\$32.52
SB County

\$33.43
California

\$30.26
USA

263,147

2022

EMPLOYMENT PROJECTIONS DEMAND



270,683

2027

2022 5-year demand includes new job growth

AVERAGE WAGE INFORMATION PER JOBS IN REGION

| High Demand Occupations in Sector | Hourly | Annual Range |
|--|---------|----------------------|
| Chemical Technicians | \$22.00 | \$34,900 - \$62,000 |
| CNC Tool Programmers | \$26.55 | \$55,200 - \$114,200 |
| First-Line Supervisors of Mechanics, Installers, and Repairers | \$39.29 | \$55,200 - \$109,100 |
| Industrial Machinery Mechanics | \$33.03 | \$44,900 - \$102,900 |
| Machinists | \$25.98 | \$36,800 - \$76,400 |
| Mechanical Engineering Technicians and Technicians | \$32.06 | \$66,700 - \$83,200 |
| Medical Equipment Repairers | \$37.51 | \$54,400 - \$102,400 |
| Production, Planning, and Expediting Clerks | \$30.00 | \$43,600 - \$83,900 |
| Welders, Cutters, Solderers, and Brazers | \$26.30 | \$38,900 - \$79,200 |
| Wind Turbine Service Technicians | \$32.60 | \$52,200 - \$85,300 |

EDUCATION LEVELS

High Demand Occupations in Sector

Chemical Technicians
CNC Tool Programmers
First-Line Supervisors of Mechanics, Installers, and Repairers
Industrial Machinery Mechanics
Machinists
Mechanical Engineering Technicians and Technicians
Medical Equipment Repairers
Production, Planning, and Expediting Clerks
Welders, Cutters, Solderers, and Brazers
Wind Turbine Service Technicians

Entry Level Education

Associate's Degree
Post secondary non degree
High School diploma or eq.
High School diploma or eq.
High School diploma or eq.
Associate's Degree
Associate's Degree
High School diploma or eq.
High School diploma or eq.
Post secondary non degree

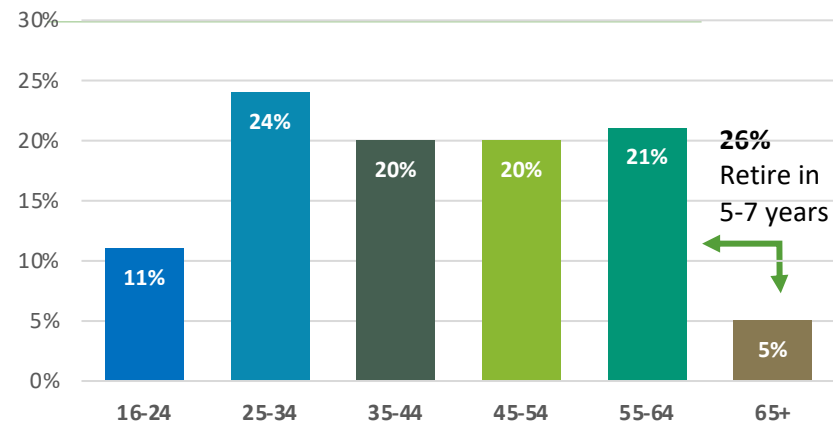
CONTINUING EDUCATION AND TRAINING

Program

AS Architectural Drafting
AS Machining and Manufacturing Technology
AS Welding Technology
Machining and Manufacturing Tecj: Cert. of Ach.
Welding: Metal Fabrication: Cert. of Achvment.
Welding: Pipe Welding Technology: Cert. of Ach.
AS Drafting/ CAD
AS Marine Diving Technician
Drafting/ CAD: Certificate of Achievement
Marine Diving Technician: Certificate of Achvment.

College

Allan Hancock College
Allan Hancock College
Allan Hancock College
Allan Hancock College
Allan Hancock College
Allan Hancock College
Santa Barbara City College
Santa Barbara City College
Santa Barbara City College
Santa Barbara City College



Average Annual Wage for Sector



STARTING
SALARY



AVERAGE
SALARY

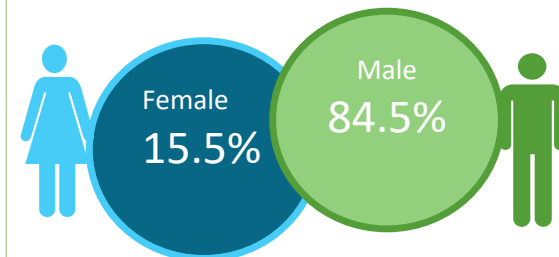


EXPERIENCED
SALARY

Common Certifications

Secret Clearance
SC, CPR, EPA 608
SC, Certified Welder
Secret Clearance, OSHA 30
BMD, CBET, CHTM
CSCP, PMI-SP, CAPM
Certified Welder, ASME Cert.
OSHA 10, CPR

Current Gender Breakdown



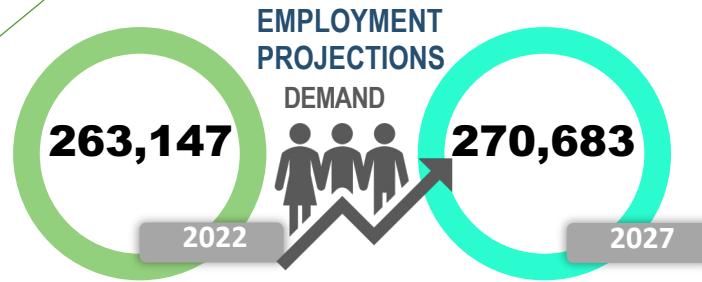


South Central Coast
Regional Consortium
sccrcolleges.org/



San Luis Obispo County Regional Labor Market Information

Report Review Date: 7/1/24



2022 5-year demand includes new job growth

AVERAGE WAGE INFORMATION PER JOBS IN REGION

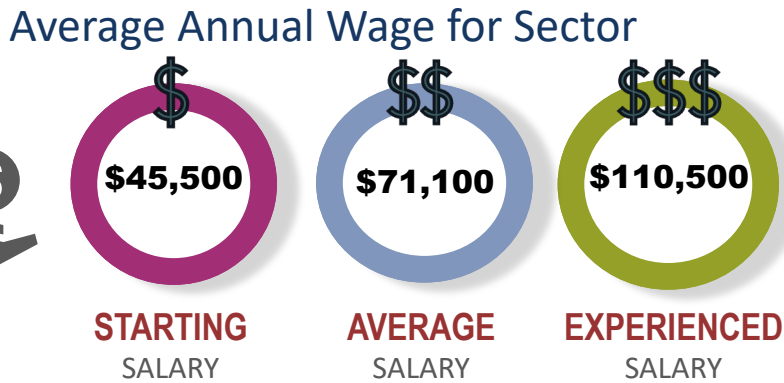
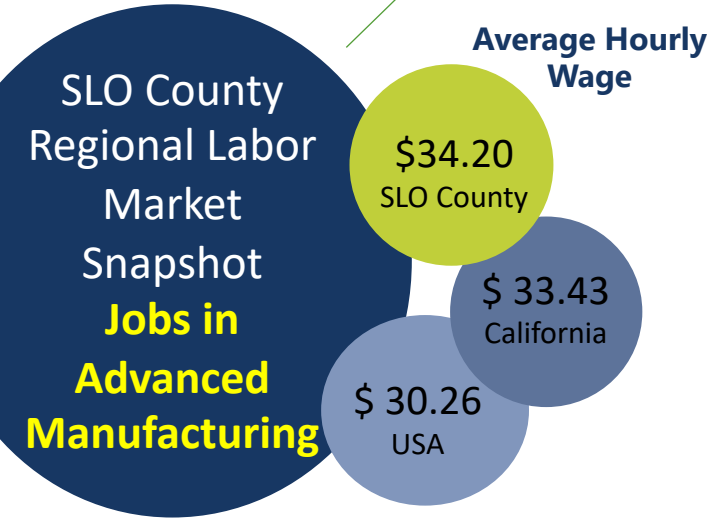
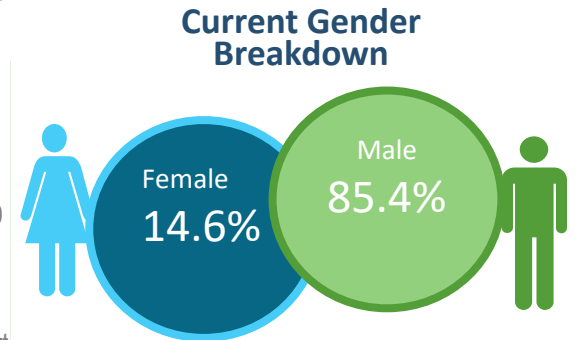
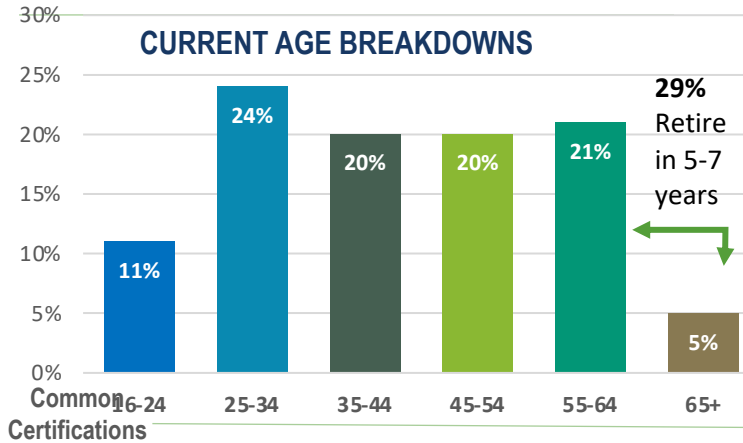
| High Demand Occupations in Sector | Hourly | Annual Range |
|--|---------|----------------------|
| Commercial and Industrial Designers | \$41.05 | \$51,700 - \$121,400 |
| Computer Numerically Controlled Tool Programmers | \$39.13 | \$55,700 - \$115,700 |
| First-Line Supervisors of Mechanics, Installers, and Repairers | \$46.00 | \$56,800 - \$160,000 |
| Industrial Machinery Mechanics | \$37.50 | \$42,200 - \$126,100 |
| Machinists | \$28.58 | \$38,400 - \$125,300 |
| Mechanical Engineering Technologists and Techs. | \$32.31 | \$44,000 - \$93,900 |
| Medical Equipment Repairers | \$34.98 | \$43,500 - \$105,900 |
| Production, Planning, and Expediting Clerks | \$26.12 | \$39,300 - \$69,000 |
| Welders, Cutters, Solderers, and Brazers | \$26.20 | \$39,700 - \$68,900 |
| Wind Turbine Service Technicians | \$32.98 | \$52,700 - 86,200 |

EDUCATION LEVELS

| High Demand Occupations in Sector | Entry Level Education | Certifications |
|--|----------------------------|------------------------------|
| Commercial and Industrial Designers | Bachelor's Degree | |
| Computer Numerically Controlled Tool Programmers | Post secondary non degree | |
| First-Line Supervisors of Mechanics, Installers, and Repairers | High School diploma or eq. | SC, CPR, EPA 608 |
| Industrial Machinery Mechanics | High School diploma or eq. | SC, Certified Welder |
| Machinists | High School diploma or eq. | Secret Clearance, OSHA 30 |
| Mechanical Engineering Techno. & Techs. | Associate's Degree | |
| Medical Equipment Repairers | Associate's Degree | BMD, CBET, CHTM |
| Production, Planning, & Expediting Clerks | High School diploma or eq. | CSCP, PMI-SP, CAPM |
| Welders, Cutters, Solderers, and Brazers | High School diploma or eq. | Certified Welder, ASME Cert. |
| Wind Turbine Service Technicians | Post secondary non degree | OSHA 10, CPR |

CONTINUING EDUCATION AND TRAINING

| Program | College |
|--|----------------|
| AS Architectural Science | Cuesta College |
| AS Welding Technology | Cuesta College |
| Equipment Technician: Certificate of Achievement | Cuesta College |
| Maintenance and Light Repair Tech: Cert. of Achv. | Cuesta College |
| Welding Technology: Certificate of Achievement | Cuesta College |
| Welding Technology, Structural: Cert. of Spec. | Cuesta College |
| Welding Technology Pipe: Cert. of Specialization . | Cuesta College |





South Central Coast
Regional Consortium
sccrcolleges.org/



North Los Angeles County Regional Labor Market Information

Report Review Date: 7/21/24

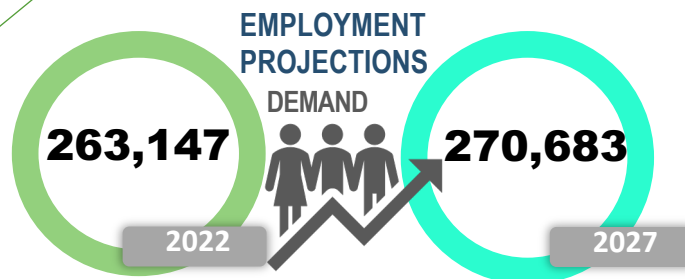
North LA County
Regional Labor
Market Snapshot
Jobs in
Advanced
Manufacturing

Average Hourly Wage

\$31.25
North LA
County

\$33.43
California

\$30.26
USA



2022 5-year demand includes new job growth

AVERAGE WAGE INFORMATION PER JOBS IN REGION

High Demand Occupations in Sector

| High Demand Occupations in Sector | Hourly | Annual Range |
|--|---------|-----------------------|
| Chemical Technicians | \$25.02 | \$36,100 - \$76,200 |
| Commercial and Industrial Designers | \$48.13 | \$56,600 - \$138,400 |
| Computer Numerically Controlled Tool Programmers | \$38.23 | \$56,500 - \$138,400 |
| Industrial Machinery Mechanics | \$21.04 | \$44,500 - \$101,000 |
| Machinists | \$17.57 | \$36,500 - \$79,500 |
| Mechanical Engineering Technologists and Technicians | \$35.41 | \$ 46,600 - \$104,200 |
| Medical Equipment Repairers | \$35.07 | \$44,100 - \$105,000 |
| Production, Planning, and Expediting Clerks | \$27.23 | \$39,400 - \$81,100 |
| Welders, Cutters, Solderers, and Brazers | \$26.23 | \$37,400 - \$77,800 |
| Wind Turbine Service Technicians | \$32.14 | \$50,400 - \$84,300 |

EDUCATION LEVELS

High Demand Occupations in Sector

| | |
|--|----------------------------|
| Chemical Technicians | Associate's Degree |
| Commercial and Industrial Designers | Bachelor's Degree |
| Computer Numerically Controlled Tool Programmers | Postsecondary non-degree |
| Industrial Machinery Mechanics | High School diploma or eq. |
| Machinists | High School diploma or eq. |
| Mechanical Engineering Technologists and Technicians | Associate's Degree |
| Medical Equipment Repairers | Associate's Degree |
| Production, Planning, and Expediting Clerks | High School diploma or eq. |
| Welders, Cutters, Solderers, and Brazers | High School diploma or eq. |
| Wind Turbine Service Technicians | Postsecondary non-degree |

Entry Level Education

| |
|----------------------------|
| Associate's Degree |
| Bachelor's Degree |
| Postsecondary non-degree |
| High School diploma or eq. |
| High School diploma or eq. |
| Associate's Degree |
| Associate's Degree |
| High School diploma or eq. |
| High School diploma or eq. |
| Postsecondary non-degree |

Common Certifications

| |
|------------------------------|
| Medical Lab. technician |
| SC, Certified Welder |
| Secret Clearance, OSHA 30 |
| BMD, CBET, CHTM |
| CSCP, PMI-SP, CAPM |
| Certified Welder, ASME Cert. |
| OSHA 10, CPR |

CONTINUING EDUCATION AND TRAINING

Program

AS Welding
CAD and Manufacturing: Certificate of Achievement
CAD in Solidworks: Certificate of Achievement
Industrial Manufacturing Technician Apprenticeship
AS Architectural Drafting and Technology
AS Welding Technology
Architectural CAD: Certificate of Achievement
Architectural Drafting: Certificate of Achievement

College

Antelope Valley College
Antelope Valley College
Antelope Valley College
Antelope Valley College
College of the Canyons
College of the Canyons
College of the Canyons
College of the Canyons

Average Annual Wage for Sector

\$43,000

STARTING
SALARY

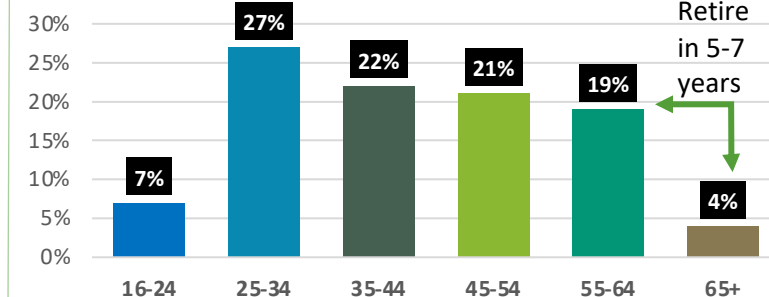
\$65,000

AVERAGE
SALARY

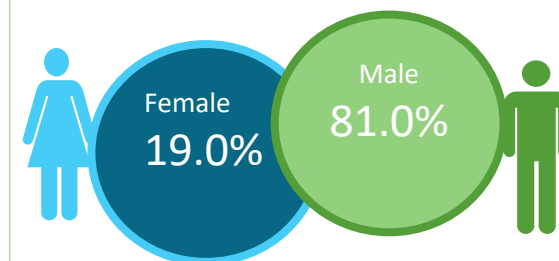
\$94,400

EXPERIENCED
SALARY

CURRENT AGE BREAKDOWNS



Current Gender Breakdown



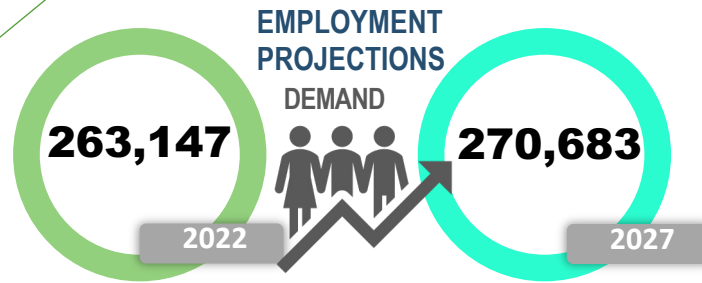


South Central Coast
Regional Consortium
sccrcolleges.org/



Ventura County Regional Labor Market Information

Report Review Date: 7/1/24



2022 5-year demand includes new job growth

AVERAGE WAGE INFORMATION PER JOBS IN REGION

| High Demand Occupations in Sector | Hourly | Annual Range |
|---|---------|----------------------|
| Chemical Technicians | \$25.17 | \$35,400 - \$80,800 |
| Commercial and Industrial Designers | \$40.68 | \$52,000 - \$130,200 |
| CNC Tool Programmers | \$36.60 | \$55,700 - \$102,200 |
| Electrical and Electronics Drafters | \$35.77 | \$55,800 - \$103,400 |
| Electrical and Electronics Repairers, Commercial and Industrial Equipment | \$40.10 | \$55,500 - \$106,700 |
| Electro-Mechanical and Mechatronics Technologists and Technicians | \$30.92 | \$43,200 - \$80,300 |
| Industrial Engineering Techno. and Technicians | \$32.78 | \$43,400 - \$96,500 |
| Industrial Machinery Mechanics | \$33.56 | \$45,000 - \$104,600 |
| Mechanical Engineering Techno. & Technicians | \$34.17 | \$43,300 - \$104,400 |
| Medical Equipment Repairers | \$29.69 | \$43,300 - \$85,000 |

EDUCATION LEVELS

| High Demand Occupations in Sector | Entry Level Education |
|---|----------------------------|
| Chemical Technicians | Associate's Degree |
| Commercial and Industrial Designers | Bachelor's Degree |
| CNC Tool Programmers | Post secondary non degree |
| Electrical and Electronics Drafters | Associate's Degree |
| Electrical and Electronics Repairers, Commercial and Industrial Equipment | Post secondary non degree |
| Electro-Mechanical and Mechatronics T and T | Associate's Degree |
| Industrial Engineering Techno. and Technicians | Associate's Degree |
| Industrial Machinery Mechanics | High School diploma or eq. |
| Mechanical Engineering Techno. & Technicians | Associate's Degree |
| Medical Equipment Repairers | Associate's Degree |

CONTINUING EDUCATION AND TRAINING

Program

Biomedical Device Manufacturing: Cert. of Achv.
Biotechnology Manufacturing Operator: C. of A.
Engineering CAD and Drafting: Cert. of Achv.
Mechatronics Engineering Techno: Cert. of Achv.
AS Drafting Technology: Industrial Design and Manufacturing
AS Welding Technology
Drafting Technology: Industrial Design and Manufacturing: Certificate of Achievement
Welding Technology: Certificate of Achievement
CNC Machine Operator: Proficiency Award

College

Moorpark College
Moorpark College
Moorpark College
Moorpark College
Ventura College
Ventura College
Ventura College
Ventura College
Ventura College
Ventura College
Ventura College
Ventura College

Ventura County
Regional Labor
Market
Snapshot
Jobs in
Advanced
Manufacturing

Average Hourly Wage

\$31.07
Ventura
County

\$33.43
California

\$30.26
USA

Average Annual Wage for Sector



STARTING
SALARY

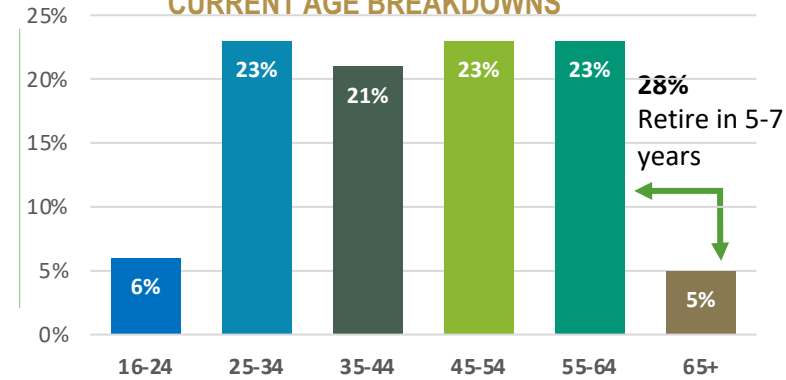


AVERAGE
SALARY



EXPERIENCED
SALARY

CURRENT AGE BREAKDOWNS



Common

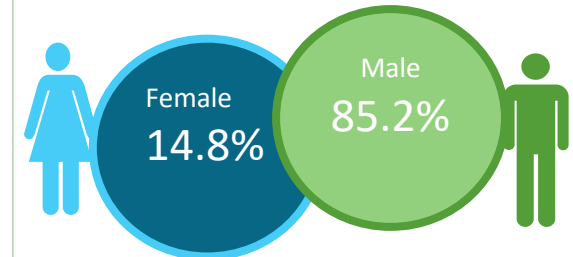
Certifications
Secret Clearance

Secret Clearance
Industrial Elect. Cert.

SC, IPC-A-610
SC, IPC-A-610
SC, Certified Welder

BMD, CBET, CHTM

Current Gender Breakdown



Employment and wage data Source: CHMURA JobsEQ 2022 Q4 Ventura County

Infographic based on work by: MDCP
CAREER PATHWAYS



South Central Coast
Regional Consortium
sccrcolleges.org/



North Los Angeles Regional Labor Market Information

Report Date: 7/1/24

North Los Angeles
Regional Labor Market Snapshot
Jobs in
Advanced Transportation

Average Hourly Wage

\$27.61
North LA County

\$26.98
California

\$25.26
USA

Average Annual Wage for Sector



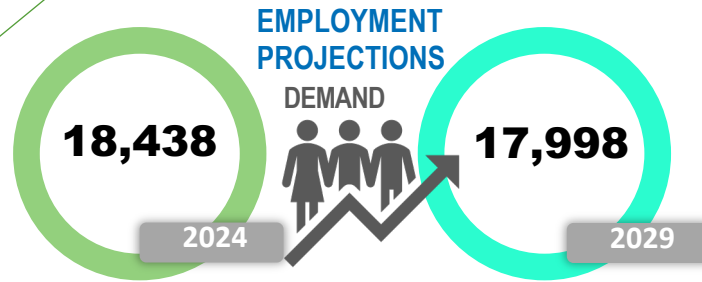
STARTING SALARY



AVERAGE SALARY



EXPERIENCED SALARY



2024 5-year demand includes new job growth

AVERAGE WAGE INFORMATION PER JOBS IN REGION

| Sample Occupations in Sector | Hourly | Annual Range |
|---|----------|-----------------------|
| Air Traffic Controllers | \$66.57 | \$75,400 - \$207,300 |
| Aircraft Mechanics and Service Techs | \$39.83 | \$58,700 - \$109,200 |
| Airline Pilots, Copilots & Flight Engineers | \$129.85 | \$118,200 - \$406,000 |
| Automotive Service Techs and Mechanics | \$29.17 | \$37,800 - \$82,600 |
| Avionics Technicians | \$44.81 | \$66,900 - \$123,700 |
| Commercial Pilots | \$83.22 | \$81,800 - \$314,600 |
| Electrical & Electronics Installers & Repairers: Transportation Equipment | \$30.25 | \$50,600 - \$89,600 |
| Logisticians | \$44.13 | \$59,800 - \$134,700 |
| Motorcycle Mechanics | \$29.71 | \$39,400 - \$92,700 |
| Ship Engineers | \$79.54 | \$89,800 - \$253,600 |

EDUCATION LEVELS

| Sample Occupations in Sector | Entry Level Education | Common Certifications |
|---|---------------------------|-----------------------|
| Air Traffic Controllers | Associate's Degree | ATP, CFI, CFII |
| Aircraft Mechanics and Service Techs | Post secondary non-degree | Secret Clearance |
| Airline Pilots, Copilots & Flight Engineers | Bachelor's Degree | ATP, CFI, CFII |
| Automotive Service Techs and Mechanics | Post secondary non-degree | AES, AT Test A1, A5 |
| Avionics Technicians | Associate's Degree | SC, AFET, AVN |
| Commercial Pilots | Post secondary non-degree | CFI, ATP, SC, CFII |
| Electrical & Electronics Installers & Repairers: Transportation Equipment | Post secondary non-degree | Secret Clearance, A+ |
| Logisticians | Bachelor's Degree | SC, CPIM, CSCP, PMP |
| Motorcycle Mechanics | Post secondary non-degree | Driver's License |
| Ship Engineers | Post secondary non-degree | TWIC, CPR |

CONTINUING EDUCATION AND TRAINING

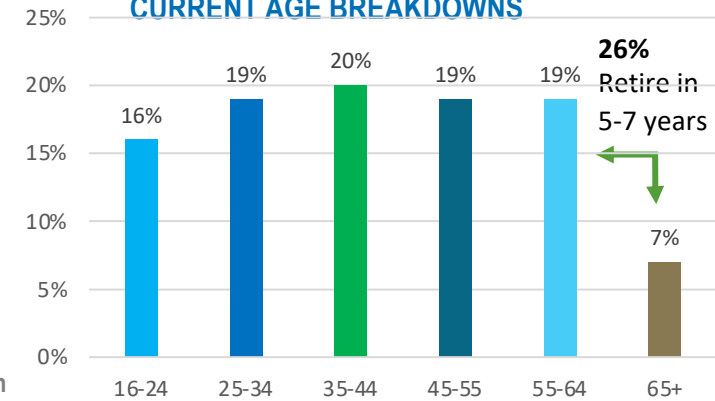
Program

AS Airframe and Powerplant Technician
AS Engine and Drive Trains
AS Collision Repair Specialist
BS Airframe Manufacturing Technology
Certificate: Aeronautical Non-Destructive Inspection
AS Advanced Diagnostics and Performance
AS Automotive Technology
Certificate: Diesel Technician
Certificate: Engine Repair
Certificate: Transmission Service Technician

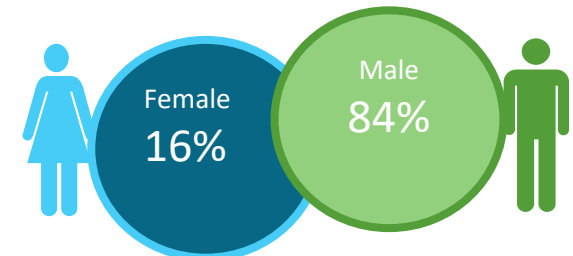
College

Antelope Valley College
Antelope Valley College
Antelope Valley College
Antelope Valley College
Antelope Valley College
College of the Canyons
College of the Canyons
College of the Canyons
College of the Canyons
College of the Canyons

CURRENT AGE BREAKDOWNS



Current Gender Breakdown





South Central Coast
Regional Consortium
sccrcolleges.org/



Santa Barbara County Regional Labor Market Information

Report Date: 7.1.24

Santa Barbara
County
Regional Labor
Market Snapshot
Jobs in
Advanced
Transportation

Average Hourly Wage

\$25.55
SB County

\$26.98
California

\$25.26
USA

Average Annual Wage for Sector



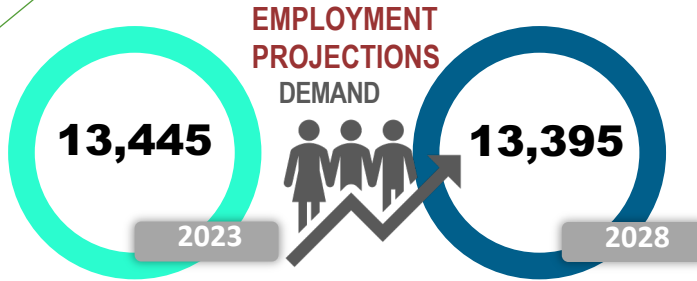
STARTING
SALARY



AVERAGE
SALARY



EXPERIENCED
SALARY



2022 5-year demand includes new job growth

AVERAGE WAGE INFORMATION PER JOBS IN REGION

| Sample Occupations in Sector | Hourly | Annual Range |
|---|---------|-----------------------|
| Air Traffic Controllers | \$39.02 | \$81,500 - \$204,700 |
| Airline Pilots, Copilots, & Flight Engineers | \$52.47 | \$114,200 - \$383,400 |
| Avionics Technicians | \$56.67 | \$70,300 - \$126,900 |
| Captains, Mates, and Pilots of Water Vessels | \$30.71 | \$66,000 - \$130,700 |
| Commercial Pilots | \$51.77 | \$72,700 - \$161,800 |
| Electrical and Electronics Installers & Repairers, Transportation | \$53.01 | \$52,000 - \$109,800 |
| Motorboat Operators | \$64.29 | \$47,800 - \$80,100 |
| Motorcycle Mechanics | \$52.94 | \$38,400 - \$81,000 |
| Ship Engineers | \$50.18 | \$88,500 - \$251,000 |

EDUCATION LEVELS

Sample Occupations in Sector

| | |
|---|---------------------------|
| Air Traffic Controllers | Associate's Degree |
| Airline Pilots, Copilots, & Flight Engineers | Bachelor's Degree |
| Avionics Technicians | Associate's Degree |
| Captains, Mates, and Pilots of Water Vessels | Post secondary non degree |
| Commercial Pilots | Post secondary non degree |
| Electrical and Electronics Installers & Repairers, Transportation | Post secondary non degree |
| Motorboat Operators | Post secondary non degree |
| Motorcycle Mechanics | Post secondary non degree |
| Ship Engineers | Post secondary non degree |

Entry Level Education

| |
|---------------------------|
| Associate's Degree |
| Bachelor's Degree |
| Associate's Degree |
| Post secondary non degree |
| Post secondary non degree |
| Post secondary non degree |
| Post secondary non degree |
| Post secondary non degree |
| Post secondary non degree |

Common Certifications

| |
|----------------------|
| ATP, CFI, CFII |
| ATP, CFI, CFII |
| SC, AFET, AVN |
| CFI, ATP, SC, CFII |
| Secret Clearance, A+ |
| Driver's License |
| TWIC, CPR |

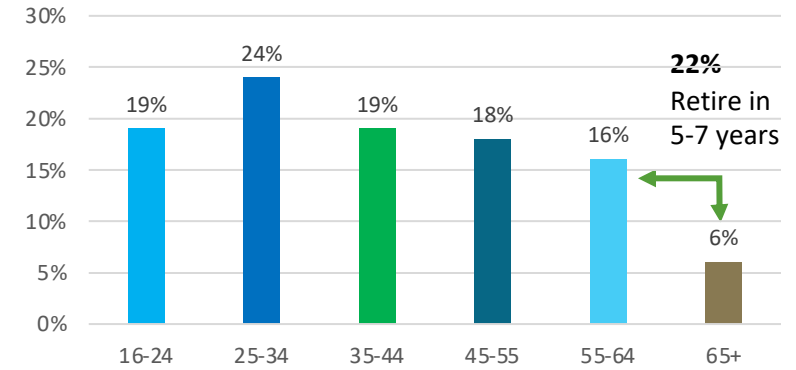
CONTINUING EDUCATION AND TRAINING

Program

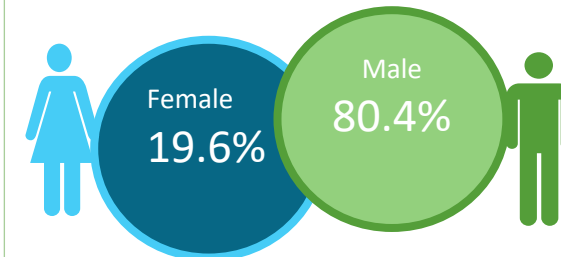
AS Auto Tech: Auto Engine Rebuilding
AS Auto Tech: Auto Service Management
AS Auto Body Technology
AS Auto Tech: Automotive Chassis
Auto Tech: General Technician Engine, Power Trains Specialist: Certificate of Achievement
AS Automotive Service and Technology
Auto Service and Technology: Cert. of Achvm.
Automotive Basic Maintenance and Light Repair Technician: Certificate of Achievement
Non Credit Electrical Training Module: Cert. of Completion

College

Allan Hancock College
Allan Hancock College
Allan Hancock College
Allan Hancock College
Allan Hancock College
Santa Barbara City College
Santa Barbara City College
Santa Barbara City College
Santa Barbara City College
Santa Barbara City College



Current Gender Breakdown





South Central Coast
Regional Consortium
sccrcolleges.org/



San Luis Obispo County Regional Labor Market Information

Report Date: 7.1.24

SLO County
Regional Labor
Market
Snapshot
Jobs in
Advanced
Transportation

Average Hourly Wage

\$26.56
SLO County

\$26.98
California

\$25.26
USA

Average Annual Wage for Sector

\$35,700

STARTING
SALARY

\$55,200

AVERAGE
SALARY

\$82,200

EXPERIENCED
SALARY

EMPLOYMENT PROJECTIONS DEMAND

7,584

2023

7,543

2028

2023 5-year demand includes new job growth

AVERAGE WAGE INFORMATION PER JOBS IN REGION

Sample Occupations in Sector

| Sample Occupations in Sector | Hourly | Annual Range |
|---|---------|-----------------------|
| Air Traffic Controllers | \$48.99 | \$81,100 - \$202,900 |
| Aircraft Mechanics and Service Technicians | \$34.99 | \$58,800 - \$95,500 |
| Airline Pilots, Copilots, and Flight Engineers | \$45.68 | \$113,800 - \$380,100 |
| Captains, Mates, and Pilots of Water Vessels | \$31.54 | \$65,700 - \$129,600 |
| Electrical and Electronics Installers and Repairers, Transportation Equipment | \$55.44 | \$52,100 - \$110,000 |
| Logisticians | \$57.52 | \$58,300 - \$166,700 |
| Motorboat Mechanics and Service Technicians | \$61.32 | \$41,900 - \$81,600 |
| Motorboat Operators | \$46.19 | \$47,500 - \$79,400 |
| Motorcycle Mechanics | \$40.83 | \$38,500 - \$81,200 |
| Ship Engineers | \$36.01 | \$87,700 - \$249,500 |

EDUCATION LEVELS

Sample Occupations in Sector

| Sample Occupations in Sector | Entry Level Education |
|---|---------------------------|
| Air Traffic Controllers | Associate's Degree |
| Aircraft Mechanics & Service Technicians | Post secondary non-degree |
| Airline Pilots, Copilots, & Flight Engineers | Bachelor's Degree |
| Captains, Mates, & Pilots of Water Vessels | Post secondary non-degree |
| Electrical and Electronics Installers & Repairers, Transportation Equipment | Post secondary non-degree |
| Logisticians | Bachelor's Degree |
| Motorboat Mechanics & Service Technicians | Associate's Degree |
| Motorboat Operators | Post secondary non-degree |
| Motorcycle Mechanics | Post secondary non-degree |
| Ship Engineers | Post secondary non-degree |

CONTINUING EDUCATION AND TRAINING

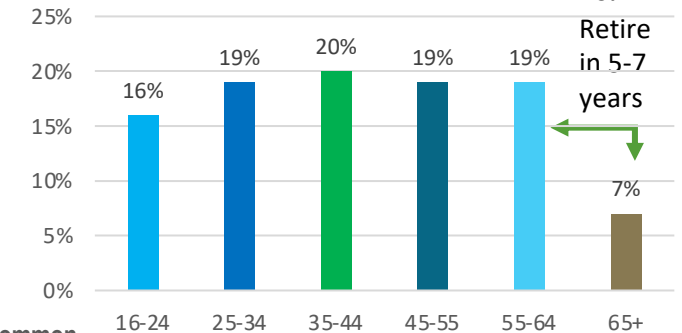
Program

AS Auto Body Technician
AS Automotive Technician
Auto Body Technician: Certificate of Achievement
Automotive Technician: Certificate of Achievement
Aviation Mechanic- Airframe & Powerplant: Certificate of Achievement
AS Electrical Engineering
Electronics and State Electrician: Cert. of Achvmnt.
Engine Performance Specialist: Cert. of Achvmnt.
Power and Instrumentation: Cert. of Achievement

College

Cuesta College
Cuesta College
Cuesta College
Cuesta College
Cuesta College
Cuesta College
Cuesta College
Cuesta College
Cuesta College
Cuesta College

CURRENT AGE BREAKDOWNS

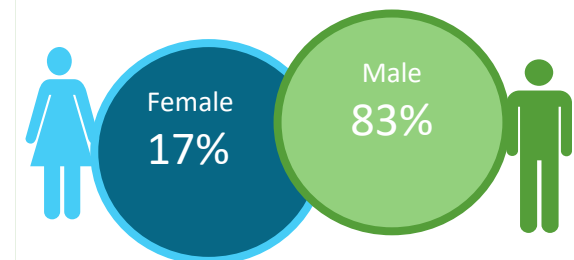


Common

Certifications

ATP, CFI, CFII
Secret Clearance
ATP, CFI, CFII
Secret Clearance, A+
CLC, IBCLC, RD
Driver's License
TWIC, CPR

Current Gender Breakdown



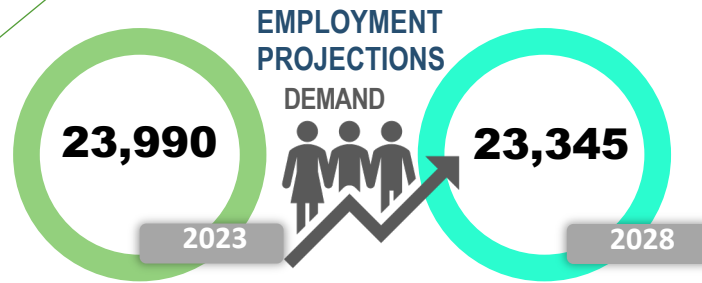


South Central Coast
Regional Consortium
sccrcolleges.org/



Ventura County Regional Labor Market Information

Report Date: 7.1.24



2023 5-year demand includes new job growth

AVERAGE WAGE INFORMATION PER JOBS IN REGION

| High Demand Occupations in Sector | Hourly | Annual Range |
|---|----------|-----------------------|
| Air Traffic Controllers | \$66.54 | \$81,200 - \$203,400 |
| Aircraft Mechanics and Service Technicians | \$36.68 | \$54,900 - \$90,100 |
| Airline Pilots, Copilots, and Flight Engineers | \$123.96 | \$113,900 - \$381,200 |
| Automotive Service Techs & Mechanics | \$30.28 | \$41,400 - 73,800 |
| Avionics Technicians | \$44.76 | \$69,600 - \$125,200 |
| Captains, Mates, and Pilots of Water Vessels | \$42.49 | \$53,400 - \$112,800 |
| Commercial Pilots | \$66.27 | \$76,000 - \$236,000 |
| Electrical and Electronics Installers & Repairers, Transportation Equipment | \$38.27 | \$51,600 - \$108,300 |
| Logisticians | \$48.52 | \$69,500 - \$138,300 |
| Ship Engineers | \$77.90 | \$88,000 - \$250,200 |

EDUCATION LEVELS

| High Demand Occupations in Sector | Entry Level Education | Common Certifications |
|---|---------------------------|-----------------------|
| Air Traffic Controllers | Associate's Degree | ATP, CFI, CFII |
| Aircraft Mechanics and Service Technicians | Post secondary non degree | Secret Clearance |
| Airline Pilots, Copilots, and Flight Engineers | Bachelor's Degree | ATP, CFI, CFII |
| Automotive Service Techs & Mechanics | Post secondary non degree | AES, AT Test A1, A5 |
| Avionics Technicians | Associate's Degree | SC, AFET, AVN |
| Captains, Mates, & Pilots of Water Vessels | Post secondary non degree | Secret Clearance |
| Commercial Pilots | Post secondary non degree | CFI, ATP, SC, CFII |
| Electrical and Electronics Installers & Repairers, Transportation Equipment | Post secondary non degree | Secret Clearance, A+ |
| Logisticians | Bachelor's Degree | SC, CPIM, CSCP, PMP |
| Ship Engineers | Post secondary non degree | TWIC, CPR |

CONTINUING EDUCATION AND TRAINING

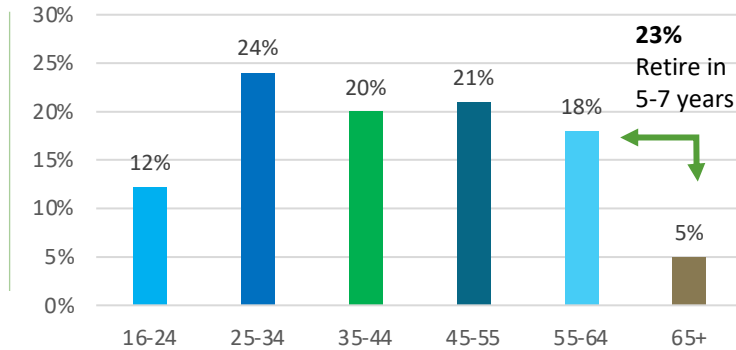
Program

- AS: Automotive Body and Fender Repair
- AS: Automotive Technology
- Automotive Braking System: Certificate of Achvmt.
- Automotive Emissions Systems: Cert. of Achvmnt.
- Automotive Steering & Suspension: Cert of Achvm.
- Automotive Service Advising: Cert. of Achievement
- AS: Diesel Mechanics
- AS: Automotive Career Education Dental Hygiene
- Automotive Performance Tech: Cert of Achvmnt.
- Automotive Service Technician: Cert of Achvmnt.
- Diesel Engine Repair: Certificate of Achievement

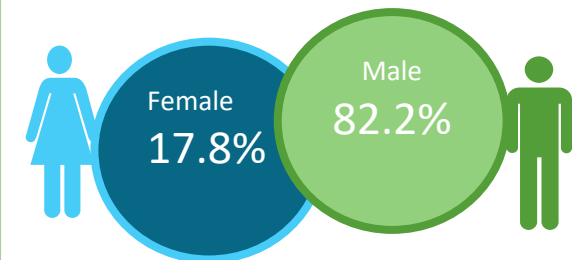
College

- Oxnard College
- Oxnard College
- Oxnard College
- Oxnard College
- Oxnard College
- Oxnard College
- Ventura College
- Ventura College
- Ventura College
- Ventura College
- Ventura College

CURRENT AGE BREAKDOWNS



Current Gender Breakdown



Ventura County
Regional Labor
Market Snapshot
Jobs in
Advanced
Transportation

Average Hourly Wage

\$25.27
Ventura
County

\$26.98
California

\$25.26
USA

Average Annual Wage for Sector



STARTING
SALARY



AVERAGE
SALARY



EXPERIENCED
SALARY



South Central Coast
Regional Consortium
sccrcolleges.org/



North Los Angeles Regional Labor Market Information

Report Date: 7/1/24

North Los Angeles
Regional Labor
Market Snapshot
Jobs in
**Agriculture,
Water and
Environmental
Technology**

Average Hourly Wage

\$29.22
North LA
County

\$27.25
California

\$27.46
USA

Average Annual Wage for Sector



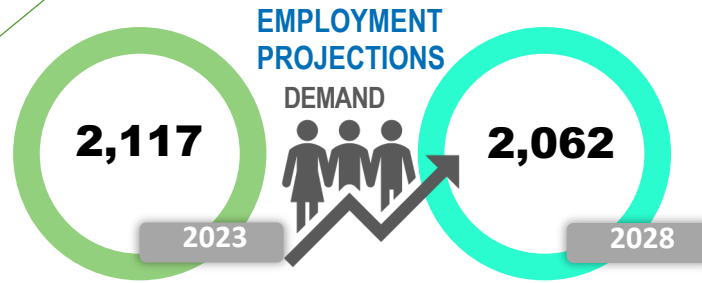
**STARTING
SALARY**



**AVERAGE
SALARY**



**EXPERIENCED
SALARY**



2024 5-year demand includes new job growth

AVERAGE WAGE INFORMATION PER JOBS IN REGION

| Sample Occupations in Sector | Hourly | Annual Range |
|--|---------|----------------------|
| Agricultural Technicians | \$25.58 | \$37,300 - \$78,400 |
| Animal Scientists | \$74.82 | \$70,800 - \$223,900 |
| Buyers and Purchasing Agents, Farm Products | \$40.06 | \$51,600 - \$130,100 |
| Food Science Technicians | \$27.27 | \$43,700 - \$77,500 |
| Food Scientists and Technologists | \$45.36 | \$57,900 - \$136,500 |
| Foresters | \$40.72 | \$51,000 - \$135,500 |
| Geological Technicians, Exc. Hydrologic Techs. | \$35.27 | \$49,600 - \$108,900 |
| Hydrologic Technicians | \$35.24 | \$47,200 - \$99,900 |
| Soil and Plant Scientists | \$42.78 | \$52,200 - \$138,000 |
| Zoologists and Wildlife Biologists | \$43.25 | \$55,900 - \$139,400 |

EDUCATION LEVELS

| Sample Occupations in Sector | Entry Level Education |
|---|-----------------------|
| Agricultural Technicians | Associate's Degree |
| Animal Scientists | Bachelor's Degree |
| Buyers & Purchasing Agents, Farm Products | Bachelor's Degree |
| Food Science Technicians | Associate's Degree |
| Food Scientists and Technologists | Bachelor's Degree |
| Foresters | Bachelor's Degree |
| Geological Technicians, Except Hydrologic Technicians | Associate's Degree |
| Hydrologic Technicians | Associate's Degree |
| Soil and Plant Scientists | Bachelor's Degree |
| Zoologists and Wildlife Biologists | Bachelor's Degree |

| Common Certifications |
|--------------------------------|
| CCA, Forklift Cert, HAZMAT |
| Doctor of Vet. Medicine |
| OSHA 10, PCA |
| CPRA, CQI, CQIA |
| Driver's License |
| Certified Arborist |
| 40 hr HAZWOPER |
| Engineer in Training |
| CCA, Cert. Pesticide Appl. |
| Professional Wetland Scientist |

CONTINUING EDUCATION AND TRAINING

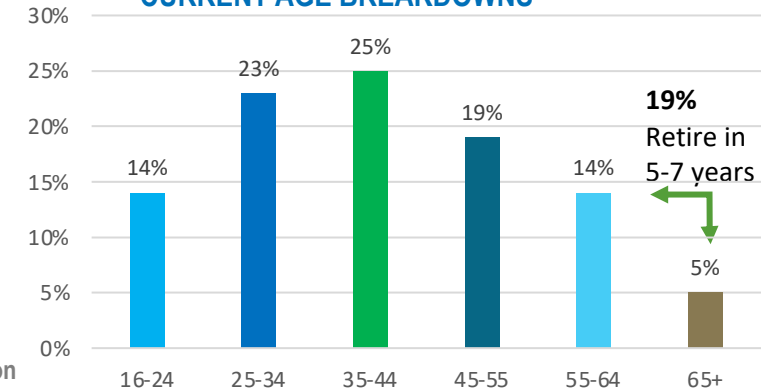
Program

AS Nutrition and Foods
BS Food Science and Technology
AS for xfer: Environmental Science
AS Environmental Studies
AS Water Systems Technology
Water Systems Technology: Certificate of Achivmt.
Minor: Food Studies

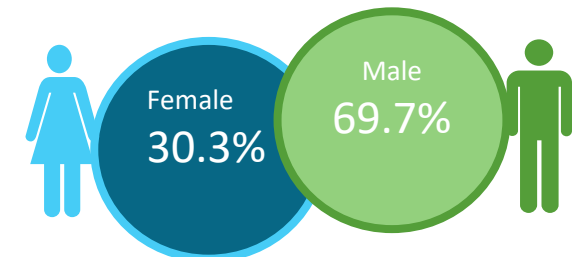
College

Antelope Valley College
Cal State Los Angeles
College of the Canyons
College of the Canyons
College of the Canyons
College
UCLA

CURRENT AGE BREAKDOWNS



Current Gender Breakdown





South Central Coast
Regional Consortium
sccrcolleges.org/



Santa Barbara County Regional Labor Market Information

Report Date: 7.1.24

Santa Barbara
County
Regional Labor
Market Snapshot
**Jobs in
Agriculture,
Water, and
Environmental
Technology**

Average Hourly Wage

\$23.43
SB County

\$27.25
California

\$27.46
USA

Average Annual Wage for Sector



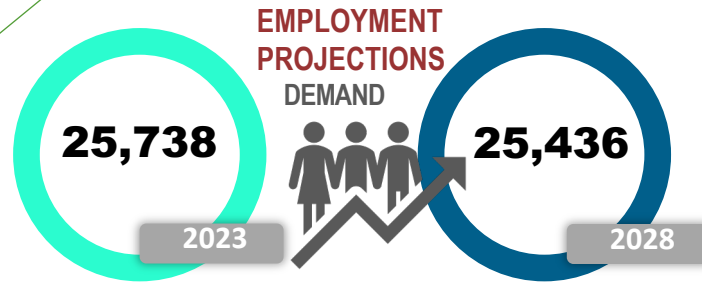
**STARTING
SALARY**



**AVERAGE
SALARY**



**EXPERIENCED
SALARY**



2022 5-year demand includes new job growth

AVERAGE WAGE INFORMATION PER JOBS IN REGION

| Sample Occupations in Sector | Hourly | Annual Range |
|--|---------|----------------------|
| Agricultural Technicians | \$23.72 | \$35,200 - \$76,000 |
| Biological Technicians | \$27.99 | \$43,100 - \$69,300 |
| Environmental Eng. Technologists and Technicians | \$36.31 | \$51,800 - \$108,100 |
| Environmental Engineers | \$56.66 | \$83,700 - \$146,200 |
| Food Science Technicians | \$24.38 | \$38,700 - \$69,400 |
| Food Scientists and Technologists | | |
| Foresters | \$34.12 | \$49,000 - \$116,300 |
| Natural Sciences Managers | \$76.44 | \$88,100 - \$246,100 |
| Soil and Plant Scientists | \$41.07 | \$50,800 - \$132,900 |
| Zoologists and Wildlife Biologists | \$41.06 | \$53,200 - \$134,600 |

EDUCATION LEVELS

Sample Occupations in Sector

Agricultural Technicians
Biological Technicians
Environmental Eng. Technologists and Technicians
Environmental Engineers
Food Science Technicians
Food Scientists and Technologists
Foresters
Natural Sciences Managers
Soil and Plant Scientists
Zoologists and Wildlife Biologists

Entry Level Education

Associate's Degree
Bachelor's Degree
Associate's Degree
Bachelor's Degree
Associate's Degree
Bachelor's Degree
Bachelor's Degree
Bachelor's Degree
Bachelor's Degree
Bachelor's Degree

Common Certifications

CCA, Forklift Cert, HAZMAT
Certified Forrester, CPT
CPR, First Aid
Engineer in Training
CPRA, CQI, CQIA
Driver's License
Certified Arborist
BLS, CCRC, CPESC
CCA, Cert. Pesticide Appl.
Professional Wetland Scientist

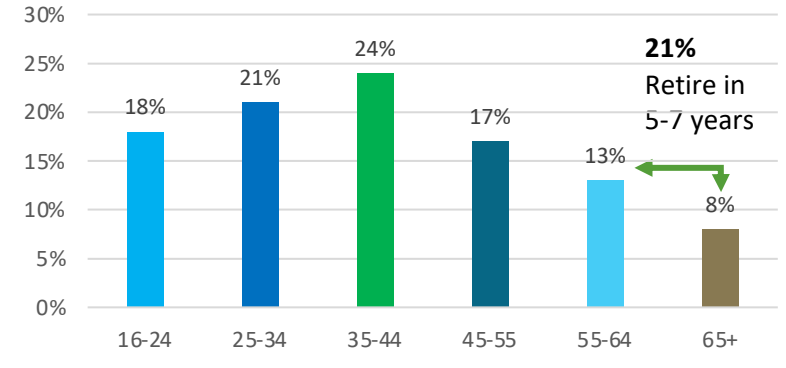
CONTINUING EDUCATION AND TRAINING

Program

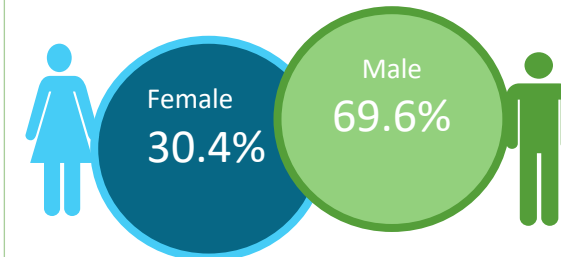
AA Agribusiness: Enology/ Viticulture
AS Agriculture
AS Agricultural Science
AS for Xfer: Agricultural Business
AS for Xfer: Agriculture Plant Science
Veterinary Technology: Certificate of Achvmnt.
AA Biological Sciences
AA Environmental Studies
Environmental Horticulture: Cert. of Achvmnt.
AS for Xfer: Nutrition and Dietetics
Water Technology Education: Cert. of Achv.

College

Allan Hancock College
Allan Hancock College
Allan Hancock College
Allan Hancock College
Allan Hancock College
Allan Hancock College
Santa Barbara City College
Santa Barbara City College
Santa Barbara City College
Santa Barbara City College
Santa Barbara City College
Santa Barbara City College



Current Gender Breakdown





South Central Coast
Regional Consortium
sccrcolleges.org/



San Luis Obispo County Regional Labor Market Information

Report Date: 7.1.24

SLO County
Regional Labor
Market
Snapshot
**Agriculture,
Water, and
Environmental
Technology**

Average Hourly Wage

\$26.02
SLO County

\$27.25
California

\$27.46
USA

Average Annual Wage for Sector



\$34,600

STARTING
SALARY

\$54,100

AVERAGE
SALARY

\$99,900

EXPERIENCED
SALARY

EMPLOYMENT PROJECTIONS DEMAND

6,529

2023

6,453

2028

2023 5-year demand includes new job growth

AVERAGE WAGE INFORMATION PER JOBS IN REGION

Sample Occupations in Sector

| Sample Occupations in Sector | Hourly | Annual Range |
|--|---------|----------------------|
| Agricultural Engineers | \$50.11 | \$56,000 - \$169,200 |
| Agricultural Technicians | \$24.03 | \$35,400 - \$77,000 |
| Biological Technicians | \$25.80 | \$42,300 - \$67,400 |
| Environmental Eng. Technologists and Technicians | \$24.55 | \$37,200 - \$79,000 |
| Food Science Technicians | \$25.36 | \$41,600 - \$71,200 |
| Food Scientists and Technologists | \$37.06 | \$70,700 - \$83,600 |
| Foresters | \$34.57 | \$49,500 - \$117,800 |
| Natural Sciences Managers | \$79.10 | \$97,800 - \$250,300 |
| Soil and Plant Scientists | \$41.61 | \$51,200 - \$134,600 |
| Zoologists and Wildlife Biologists | \$41.60 | \$53,600 - \$136,600 |

EDUCATION LEVELS

Sample Occupations in Sector

| | |
|--|--------------------|
| Agricultural Engineers | Bachelor's Degree |
| Agricultural Technicians | Associate's Degree |
| Biological Technicians | Bachelor's Degree |
| Environmental Eng. Technologists and Technicians | Associate's Degree |
| Food Science Technicians | Associate's Degree |
| Food Scientists and Technologists | Bachelor's Degree |
| Foresters | Bachelor's Degree |
| Natural Sciences Managers | Bachelor's Degree |
| Soil and Plant Scientists | Bachelor's Degree |
| Zoologists and Wildlife Biologists | Bachelor's Degree |

Entry Level Education

| |
|--------------------|
| Bachelor's Degree |
| Associate's Degree |
| Bachelor's Degree |
| Associate's Degree |
| Associate's Degree |
| Bachelor's Degree |
| Bachelor's Degree |
| Bachelor's Degree |
| Bachelor's Degree |
| Bachelor's Degree |

Common Certifications

Engineer in Training
CCA, Forklift Cert, HAZMAT
Certified Forrester, CPT
CPR, First Aid
CPRA, CQI, CQIA
Driver's License
Certified Arborist
BLS, CCRC, CPESC
CCA, Cert. Pesticide Appl.
Pro. Wetland Scientist

CONTINUING EDUCATION AND TRAINING

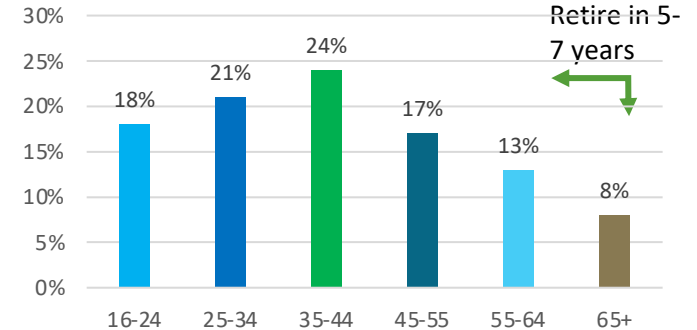
Program

AS for Xfer: Agriculture Business
AS for Xfer: Agriculture Plant Science
AS for Xfer: Environmental Sciences
AS Automotive Technician
AS for Xfer: Nutrition and Dietetics
Farm Management: Certificate of Achievement
Viticulture: Certificate of Achievement
BS Animal Science
BS Dairy Science
BS Forestry and Natural Resources

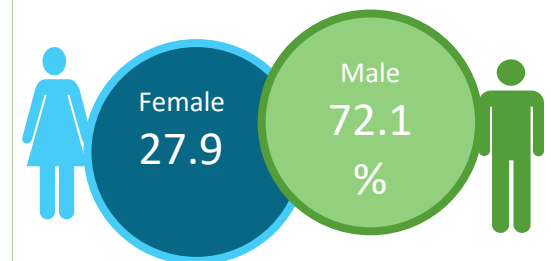
College

Cuesta College
Cuesta College
Cuesta College
Cuesta College
Cuesta College
Cuesta College
Cuesta College
Cal Poly SLO
Cal Poly SLO
Cal Poly SLO

CURRENT AGE BREAKDOWNS



Current Gender Breakdown





South Central Coast
Regional Consortium
sccrcolleges.org/



Ventura County Regional Labor Market Information

Report Date: 7.1.24

Ventura County
Regional Labor
Market Snapshot
**Jobs in
Agriculture,
Water, and
Environmental
Technology**

Average Hourly Wage

\$25.56
Ventura
County

\$27.25
California

\$27.46
USA

Average Annual Wage for Sector

\$33,900

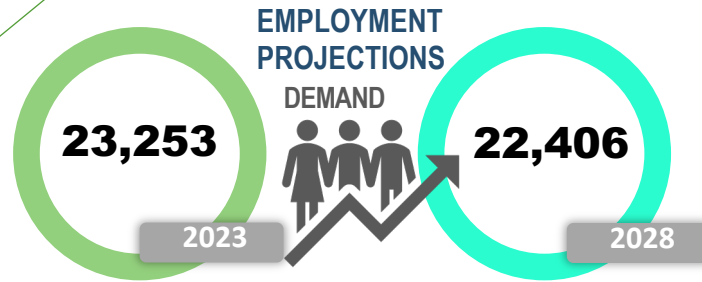
**STARTING
SALARY**

\$53,200

**AVERAGE
SALARY**

\$95,100

**EXPERIENCED
SALARY**



2023 5-year demand includes new job growth

AVERAGE WAGE INFORMATION PER JOBS IN REGION

| High Demand Occupations in Sector | Hourly | Annual Range |
|---|---------|----------------------|
| Agricultural Engineers | \$51.76 | \$57,100 - \$174,800 |
| Agricultural Technicians | \$24.51 | \$35,800 - \$78,600 |
| Animal Scientists | \$74.04 | \$70,600 - \$221,600 |
| Environmental Engineering Technologists and Technicians | \$32.05 | \$51,300 - \$103,800 |
| Food Science Technicians | \$26.10 | \$42,500 - \$66,400 |
| Food Scientists and Technologists | \$39.16 | \$68,400 - \$111,600 |
| Foresters | \$35.26 | \$50,300 - \$120,200 |
| Hydrologic Technicians | \$35.70 | \$47,500 - \$101,200 |
| Soil and Plant Scientists | \$42.45 | \$51,900 - \$137,300 |
| Zoologists and Wildlife Biologists | \$42.43 | \$54,400 - \$139,100 |

EDUCATION LEVELS

High Demand Occupations in Sector

- Agricultural Engineers
- Agricultural Technicians
- Animal Scientists
- Environmental Eng. Techs & Technicians
- Food Science Technicians
- Food Scientists and Technologists
- Foresters
- Hydrologic Technicians
- Soil and Plant Scientists
- Zoologists and Wildlife Biologists

Entry Level Education

- Bachelor's Degree
- Associate's Degree
- Bachelor's Degree
- Associate's Degree
- Associate's Degree
- Bachelor's Degree
- Bachelor's Degree
- Associate's Degree
- Bachelor's Degree
- Bachelor's Degree

Common Certifications

- Engineer in Training
- CCA, Forklift Cert, HAZMAT
- Doctor of Vet. Medicine
- CPR, First Aid
- CPRA, CQI, CQIA
- Driver's License
- Certified Arborist
- Engineer in Training
- CCA, Cert. Pesticide Appl.
- Professional Wetland Scientist

CONTINUING EDUCATION AND TRAINING

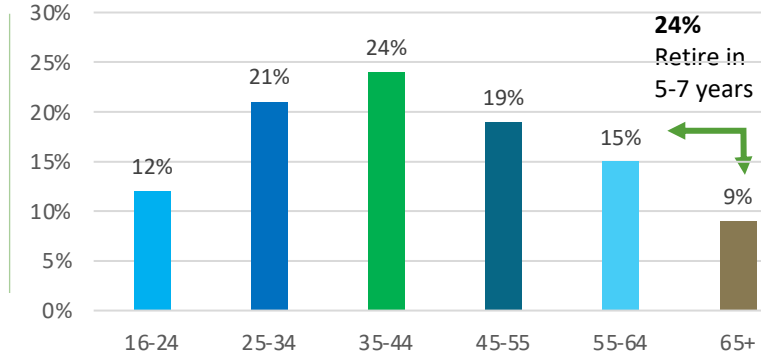
Program

- AS Environmental Science
- AS Exotic Animal Training and Management
- Environmental Engineering Tech: Cert. of Achvmnt.
- AS Coastal Environmental Studies
- AS for Xfer: Environmental Science
- AS for Xfer: Nutrition and Dietetics
- AS Food Safety
- AS Nutrition and Dietetics
- AS for Xfer: Agriculture Business
- AS for Xfer: Agriculture Plant Science
- Agriculture Pest Control Adviser Prep: Cert. of Ach.

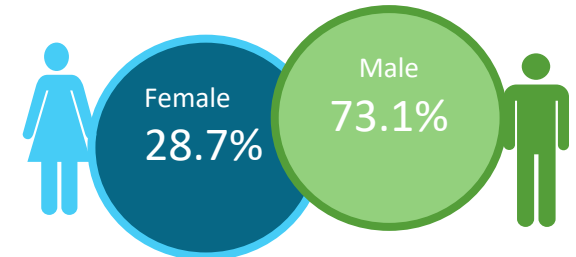
College

- Moorpark College
- Moorpark College
- Moorpark College
- Oxnard College
- Oxnard College
- Oxnard College
- Ventura College
- Ventura College
- Ventura College
- Ventura College
- Ventura College

CURRENT AGE BREAKDOWNS



Current Gender Breakdown





South Central Coast
Regional Consortium
sccrcolleges.org/



North Los Angeles Regional Labor Market Information

Report Date: 7/1/24

North Los Angeles
Regional Labor
Market Snapshot
Jobs in **Business**
and
Entrepreneurship

Average Hourly Wage

\$40.49
North LA
County

\$42.55
California

\$35.65
USA

Average Annual Wage for Sector



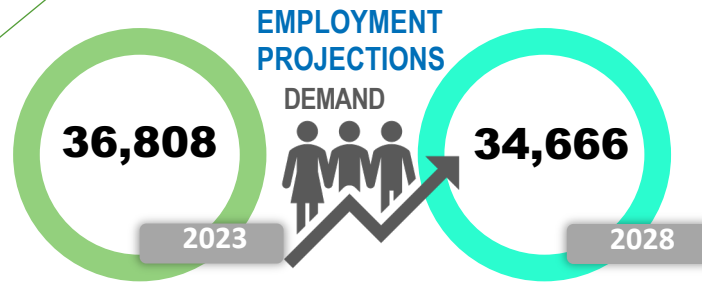
STARTING
SALARY



AVERAGE
SALARY



EXPERIENCED
SALARY



2024 5-year demand includes new job growth

AVERAGE WAGE INFORMATION PER JOBS IN REGION

| Sample Occupations in Sector | Hourly | Annual Range |
|--|----------|-----------------------|
| Administrative Services Managers | \$59.46 | \$75,100 - \$184,100 |
| Bookkeeping, Accounting, & Auditing Clerks | \$27.13 | \$38,900 - \$79,900 |
| Chief Executives | \$151.57 | \$123,800 - \$457,000 |
| Computer and Information Systems Managers | \$92.41 | \$114,200 - \$290,500 |
| General and Operations Managers | \$70.97 | \$68,400 - \$249,900 |
| Human Resources Specialists | \$40.45 | \$52,800 - \$132,500 |
| Industrial Production Managers | \$62.18 | \$77,100 - \$200,900 |
| Management Analysts | \$50.61 | \$62,900 - \$175,00 |
| Project Management Specialists | \$53.42 | \$65,100 - \$167,000 |
| Training and Development Specialists | \$37.64 | \$44,300 - \$127,400 |

EDUCATION LEVELS

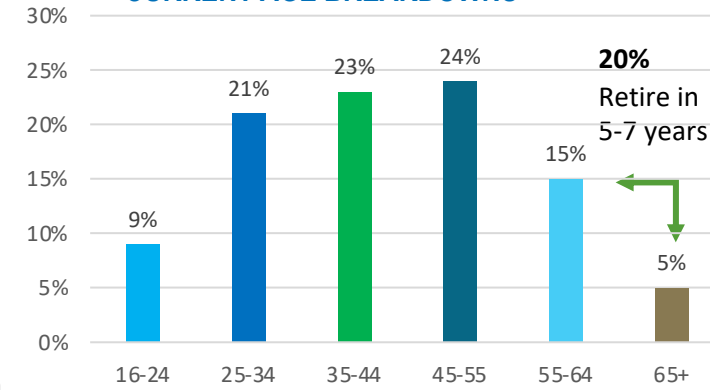
| Sample Occupations in Sector | Entry Level Education |
|---|---------------------------|
| Administrative Services Managers | Bachelor's Degree |
| Bookkeeping, Accounting, and Auditing | Post secondary non degree |
| Chief Executives | Bachelor's Degree |
| Computer & Information Systems Managers | Bachelor's Degree |
| General and Operations Managers | Bachelor's Degree |
| Human Resources Specialists | Bachelor's Degree |
| Industrial Production Managers | Bachelor's Degree |
| Management Analysts | Bachelor's Degree |
| Project Management Specialists | Bachelor's Degree |
| Training and Development Specialists | Bachelor's Degree |

| Common Certifications |
|-----------------------------|
| Certified Public Accountant |
| Certified Bookkeeper |
| CPA, PMP, CFOS |
| PMP, CISSP, CISA |
| PMP, CMCA, ASE |
| Professional in HR |
| COE, COA, OSHA 30 |
| PMP, CPA, CFA |
| HAZMAT, OSHA 10 |
| CPR, CPLP, CTT+ |

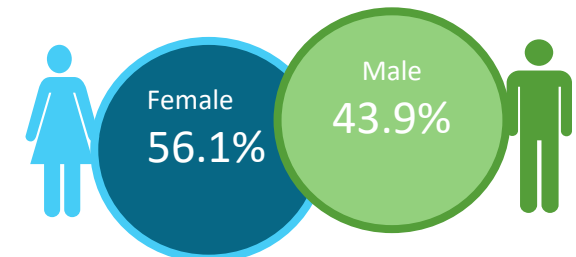
CONTINUING EDUCATION AND TRAINING

| Program | College |
|--|-------------------------|
| AS Professional Bookkeeping | Antelope Valley College |
| AS Business Information Professional | Antelope Valley College |
| As Business Computer Information Science | Antelope Valley College |
| AS for Xfer: Business Administration | Antelope Valley College |
| Professional Bookkeeping: Cert, of Achievement | Antelope Valley College |
| AS Accounting | College of the Canyons |
| AS Accounting Technician | College of the Canyons |
| AS Entrepreneurship | College of the Canyons |
| AS Human Resource Management | College of the Canyons |
| Entrepreneurship: Certificate of Achievement | College of the Canyons |

CURRENT AGE BREAKDOWNS



Current Gender Breakdown





South Central Coast
Regional Consortium
sccrcolleges.org/

Santa Barbara County

Report Date: 7.1.24

Regional Labor Market Information



Santa Barbara
County
Regional Labor
Market Snapshot
**Jobs in Business
and
Entrepreneurship**

Average Hourly Wage

\$40.47
SB County

\$42.55
California

\$35.65
USA

Average Annual Wage for Sector



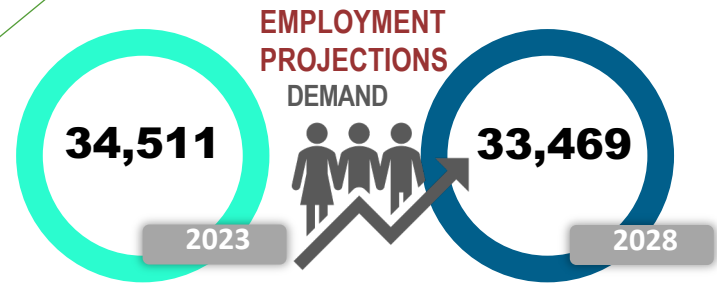
**STARTING
SALARY**



**AVERAGE
SALARY**



**EXPERIENCED
SALARY**



2022 5-year demand includes new job growth

AVERAGE WAGE INFORMATION PER JOBS IN REGION

| Sample Occupations in Sector | Hourly | Annual Range |
|---|----------|-----------------------|
| Administrative Services Managers | \$52.98 | \$62,200 - \$175,400 |
| Business Operations Specialists | \$43.65 | \$46,000 - \$69,300 |
| Chief Executives | \$122.33 | \$110,900 - \$423,300 |
| Computer & Information Systems Managers | \$101.37 | \$126,700 - \$295,300 |
| General and Operations Managers | \$64.54 | \$67,500 - \$232,400 |
| Human Resources Managers | \$75.40 | \$90,300 - \$227,600 |
| Human Resources Specialists | \$41.75 | \$53,700 - \$137,600 |
| Management Analysts | \$47.60 | \$53,700 - \$156,500 |
| Project Management Specialists | \$57.31 | \$69,300 - \$172,600 |
| Training and Development Specialists | \$35.64 | \$43,400 - \$118,700 |

EDUCATION LEVELS

Sample Occupations in Sector
 Administrative Services Managers
 Business Operations Specialists
 Chief Executives
 Computer & Information Systems Managers
 General and Operations Managers
 Human Resources Managers
 Human Resources Specialists
 Management Analysts
 Project Management Specialists
 Training and Development Specialists

Entry Level Education
 Bachelor's Degree
 Bachelor's Degree
 Bachelor's Degree
 Bachelor's Degree
 Bachelor's Degree
 Bachelor's Degree
 Bachelor's Degree
 Bachelor's Degree
 Bachelor's Degree
 Bachelor's Degree
 Bachelor's Degree

Common Certifications
 Certified Public Accountant
 PMP, Secret Clearance
 CPA, PMP, CFOS
 PMP, CISSP, CISA

 PMP, CMCA, ASE
 Senior Professional in HR
 Professional in HR
 PMP, CPA, CFA
 HAZMAT, OSHA 10
 CPR, CPLP, CTT+

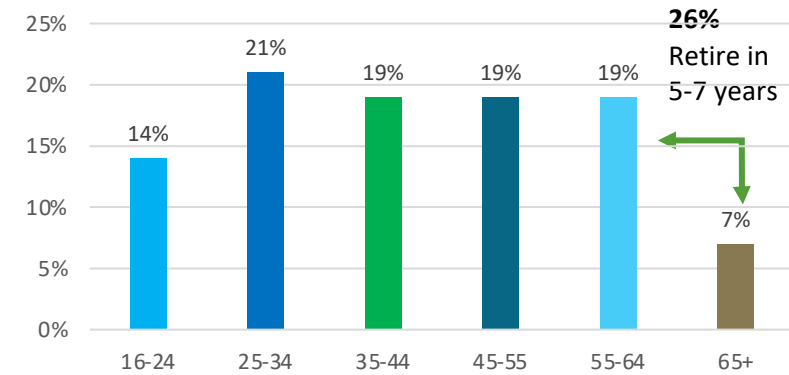
CONTINUING EDUCATION AND TRAINING

Program

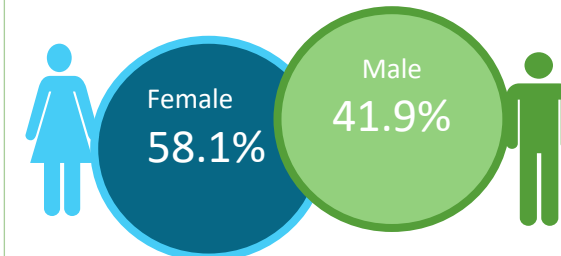
AA Business Administration
 AS Accounting
 AS Business: Management
 AS Computer Business Information Systems
 AS Entrepreneurship
 Accounting: Bookkeeping Cert. of Achievmnt.
 AS Accounting
 AS Business Admin.: Entrepreneurship Emp
 AA Economics
 AS International Business
 Accounting Assistant/ Bookkeeper Cert. of Ach.

College

Allan Hancock College
 Allan Hancock College
 Allan Hancock College
 Allan Hancock College
 Allan Hancock College
 Allan Hancock College
 Santa Barbara City College
 Santa Barbara City College
 Santa Barbara City College
 Santa Barbara City College
 Santa Barbara City College



Current Gender Breakdown





South Central Coast
Regional Consortium
sccrcolleges.org/



San Luis Obispo County Regional Labor Market Information

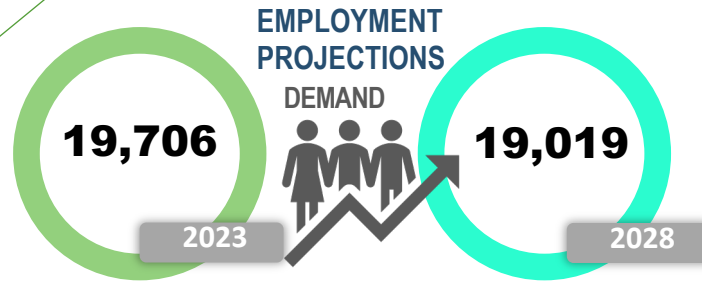
Report Date: 7.1.24

**SLO County
Regional Labor
Market Snapshot**

**Jobs in Business
and
Entrepreneurship**

Average Hourly Wage

- \$36.64 SLO County
- \$42.55 California
- \$35.65 USA



2023 5-year demand includes new job growth

AVERAGE WAGE INFORMATION PER JOBS IN REGION

| Sample Occupations in Sector | Hourly | Annual Range |
|--|---------|-----------------------|
| Administrative Services Managers | \$55.39 | \$62,900 - \$172,000 |
| Compensation and Benefits Managers | \$64.91 | \$83,800 - \$205,500 |
| Compensation, Benefits, & Job Analysis Specialists | \$38.95 | \$54,800 - \$108,400 |
| Computer and Information Systems Managers | \$84.40 | \$111,100 - \$281,400 |
| Fundraisers | \$28.36 | \$43,100 - \$83,900 |
| Human Resources Managers | \$69.89 | \$83,700 - \$220,800 |
| Management Analysts | \$43.71 | \$61,200 - \$130,200 |
| Operations Research Analysts | \$40.54 | \$55,900 - \$131,100 |
| Purchasing Managers | \$66.69 | \$90,000 - \$203,000 |
| Training and Development Managers | \$64.77 | \$81,200 - \$207,800 |

EDUCATION LEVELS

Sample Occupations in Sector

- Administrative Services Managers
- Compensation and Benefits Managers
- Compensation, Benefits, & Job Analysis Specialists
- Computer & Info. Systems Managers
- Fundraisers
- Human Resources Managers
- Management Analysts
- Operations Research Analysts
- Purchasing Managers
- Training and Development Managers

Entry Level Education

- Bachelor's Degree
- Bachelor's Degree
- Bachelor's Degree
- Bachelor's Degree
- Bachelor's Degree
- Bachelor's Degree
- Bachelor's Degree
- Bachelor's Degree
- Bachelor's Degree
- Bachelor's Degree

CONTINUING EDUCATION AND TRAINING

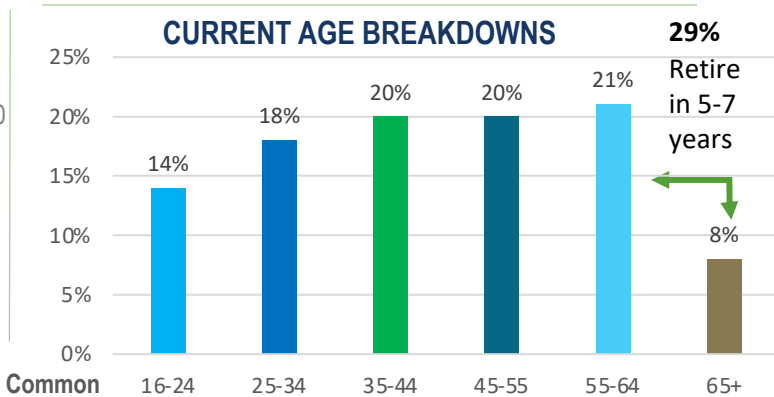
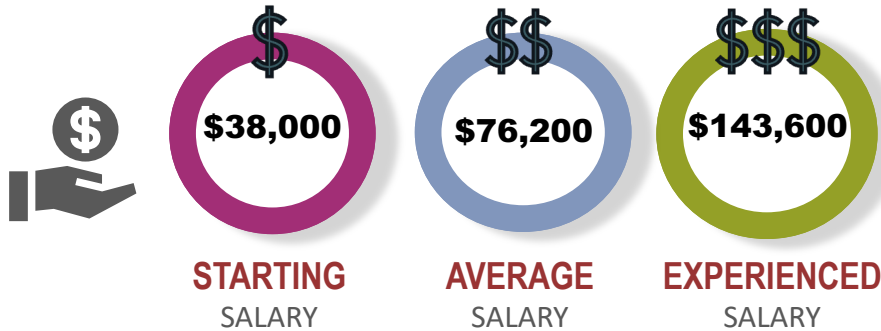
Program

- AA Business Administration- Career Track
- AA Business Administrative Assistant
- AS for Xfer: Business Administration 2.0
- AS for Xfer: Economics
- Business Admin. Assistant: Cert. of Achvment.
- Business Career Track Core: Cert. of Achvmnet.
- BA Business Administration
- BA Economics

College

- Cuesta College
- Cuesta College
- Cuesta College
- Cuesta College
- Cuesta College
- Cuesta College
- Cal Poly SLO
- Cal Poly SLO

Average Annual Wage for Sector

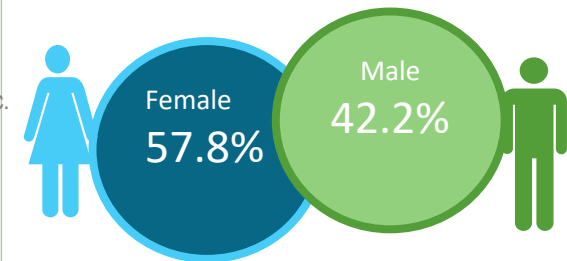


Common Certifications

- Certified Public Accountant
- CPP, PHR, CEBS
- CCP, CEBS, PHR

- PMP, CISSP, CISA
- Certified Fundraising Exec.
- Professional in HR
- PMP, CPA, CFA
- PMP, CEC, CAP
- PMP, CPCM, CCSP
- CPR, CPLP, CTT+

Current Gender Breakdown





South Central Coast
Regional Consortium
sccrcolleges.org/



Ventura County Regional Labor Market Information

Report Date: 7.1.24

Ventura County
Regional Labor
Market Snapshot
Jobs in **Business**
and
Entrepreneurship

Average Hourly Wage

\$39.36
Ventura
County

\$42.55
California

\$35.65
USA

Average Annual Wage for Sector



STARTING
SALARY

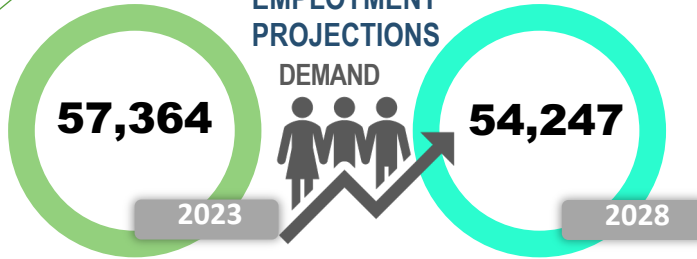


AVERAGE
SALARY



EXPERIENCED
SALARY

EMPLOYMENT PROJECTIONS DEMAND



2023 5-year demand includes new job growth

AVERAGE WAGE INFORMATION PER JOBS IN REGION

High Demand Occupations in Sector

| Occupation | Hourly | Annual Range |
|--|----------|-----------------------|
| Administrative Services Managers | \$55.98 | \$71,200 - \$178,400 |
| Bookkeeping, Accounting, & Auditing Clerks | \$27.20 | \$41,800 - \$75,000 |
| Business Operations Specialists | \$44.09 | \$48,400 - \$147,300 |
| Chief Executives | \$131.92 | \$126,700 - \$449,300 |
| Computer and Information Systems Managers | \$91.08 | \$120,400 - \$283,400 |
| General and Operations Managers | \$63.82 | \$67,500 - \$234,100 |
| Human Resources Specialists | \$40.11 | \$53,400 - \$128,000 |
| Management Analysts | \$52.11 | \$70,400 - \$166,700 |
| Project Management Specialists | \$49.92 | \$61,200 - \$157,500 |
| Training and Development Specialists | \$34.33 | \$38,200 - \$114,300 |

EDUCATION LEVELS

High Demand Occupations in Sector

| | |
|--|---------------------------|
| Administrative Services Managers | Bachelor's Degree |
| Bookkeeping, Accounting, & Auditing Clerks | Post secondary non degree |
| Business Operations Specialists | Bachelor's Degree |
| Chief Executives | Bachelor's Degree |
| Computer & Information Systems Managers | Bachelor's Degree |
| General and Operations Managers | Bachelor's Degree |
| Human Resources Specialists | Bachelor's Degree |
| Management Analysts | Bachelor's Degree |
| Project Management Specialists | Bachelor's Degree |
| Training and Development Specialists | Bachelor's Degree |

Entry Level Education

| |
|---------------------------|
| Bachelor's Degree |
| Post secondary non degree |
| Bachelor's Degree |
| Bachelor's Degree |
| Bachelor's Degree |
| Bachelor's Degree |
| Bachelor's Degree |
| Bachelor's Degree |
| Bachelor's Degree |
| Bachelor's Degree |

Common

| |
|-----------------------------|
| Certified Public Accountant |
| Certified Bookkeeper |
| PMP, Secret Clearance |
| CPA, PMP, CFOS |
| PMP, CISSP, CISA |
| PMP, CMCA, ASE |
| Professional in HR |
| PMP, CPA, CFA |
| HAZMAT, OSHA 10 |
| CPR, CPLP, CTT+ |

CONTINUING EDUCATION AND TRAINING

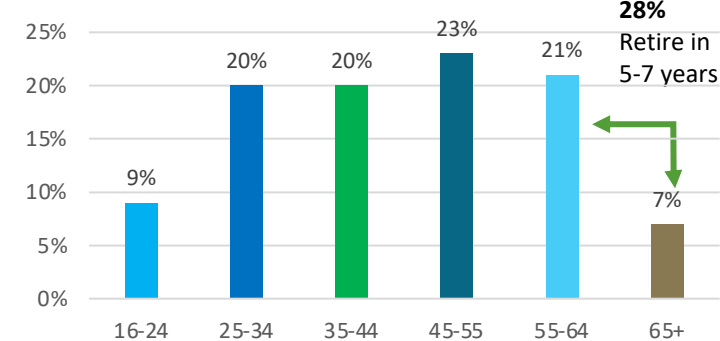
Program

AS Accounting
AS Business Management
AS Global Business
Business Information Systems: Cert. of Achvmnt.
AS Business Management
AS for Xfer: Business Administration 2.0
Business Management: Cert. of Achievement
AS Accounting
AS Bookkeeping
AS Supervision
Business Management: Certificate of Achievement

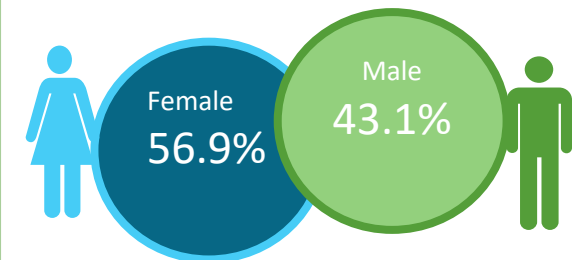
College

Moorepark College
Moorepark College
Moorepark College
Moorepark College
Oxnard College
Oxnard College
Oxnard College
Oxnard College
Ventura College
Ventura College
Ventura College
Ventura College

CURRENT AGE BREAKDOWNS



Current Gender Breakdown





South Central Coast
Regional Consortium
sccrcolleges.org/



North Los Angeles Regional Labor Market Information

Report Date: 7/1/24

North Los Angeles Regional Labor Market Snapshot Jobs in Education and Human Development

Average Hourly Wage

\$39.79
North LA
County

\$39.49
California

\$33.09
USA

Average Annual Wage for Sector



**STARTING
SALARY**

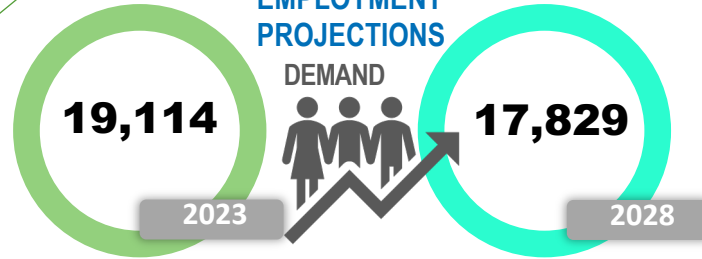


**AVERAGE
SALARY**



**EXPERIENCED
SALARY**

EMPLOYMENT PROJECTIONS



2024 5-year demand includes new job growth

AVERAGE WAGE INFORMATION PER JOBS IN REGION

| Sample Occupations in Sector | Hourly | Annual Range |
|---|---------|----------------------|
| Archivists | \$36.22 | \$47,000 - \$110,800 |
| Career/Tech Education Teachers, Middle School | \$46.18 | \$70,700 - \$121,000 |
| Curators | \$41.21 | \$56,500 - \$134,000 |
| Engineering Teachers, Postsecondary | \$64.44 | \$85,600 - \$194,200 |
| Health Specialties Teachers, Postsecondary | \$69.10 | \$73,300 - \$237,800 |
| Museum Technicians and Conservators | \$32.65 | \$45,600 - \$95,800 |
| Nursing Instructors & Teachers, Postsecondary | \$53.29 | \$74,900 - \$138,100 |
| Physics Teachers, Postsecondary | \$54.27 | \$62,000 - \$179,000 |
| Sociology Teachers, Postsecondary | \$50.14 | \$60,800 - \$163,800 |
| Special Education Teachers, Preschool | \$50.03 | \$53,100 - \$167,300 |

EDUCATION LEVELS

| Sample Occupations in Sector | Entry Level Education |
|---|------------------------------|
| Archivists | Master's Degree |
| Career/Tech Ed. Teachers, Middle School | Bachelor's Degree |
| Curators | Master's Degree |
| Engineering Teachers, Postsecondary | Doctoral/ Profession. Degree |
| Health Specialties Teachers, Postsecondary | Doctoral/ Profession. Degree |
| Museum Technicians and Conservators | Bachelor's Degree |
| Nursing Instructors & Teachers, Postsecondary | Doctoral/ Profession. Degree |
| Physics Teachers, Postsecondary | Doctoral/ Profession. Degree |
| Sociology Teachers, Postsecondary | Doctoral/ Profession. Degree |
| Special Education Teachers, Preschool | Bachelor's Degree |

| Common Certifications |
|-----------------------|
| Certified archivist |
| CPR, First Aid |
| CDL |
| Engineer in Training |
| CPR, BLS, CDA |
| CDL |
| RN, BLS, CPR |
| Registered Dietician |
| CPR, First Aid, BCBA |

CONTINUING EDUCATION AND TRAINING

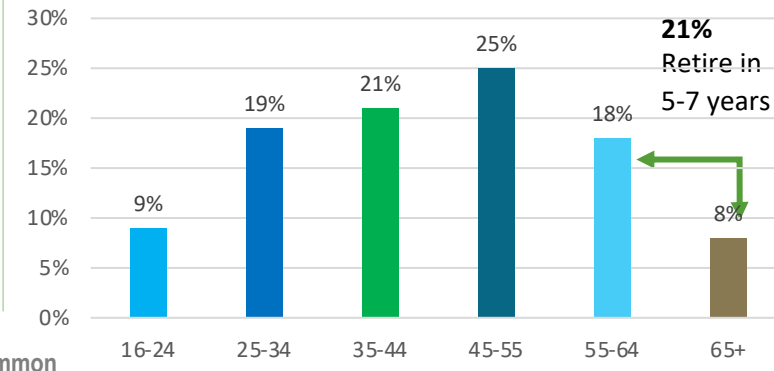
Program

AA Child and Family Education
AA Instructional Aide
AA School- Aged Child Care Bookkeeping
AS for Xfer: Early Childhood Education
Child and Family Education: Cert. of Achievement
AS for Xfer: Early Childhood Education
Infant/ Toddler: Certificate of Achievement
Preschool: Certificate of Achievement
School Age: Certificate of Achievement
Special Education: Certificate of Achievement

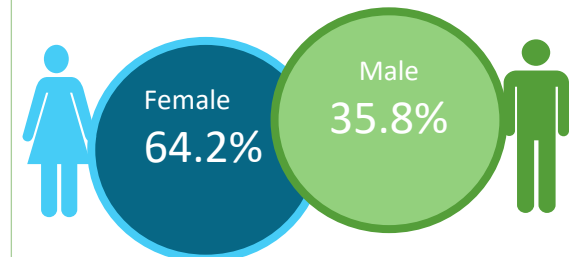
College

Antelope Valley College
Antelope Valley College
Antelope Valley College
Antelope Valley College
Antelope Valley College
College of the Canyons
College of the Canyons
College of the Canyons
College of the Canyons
College of the Canyons

CURRENT AGE BREAKDOWNS



Current Gender Breakdown





South Central Coast
Regional Consortium
sccrcolleges.org/



Santa Barbara County Regional Labor Market Information

Report Date: 7.1.24

Santa Barbara County Regional Labor Market Snapshot Jobs in Education and Human Development

Average Hourly Wage

\$38.88
SB County

\$39.49
California

\$33.09
USA

Average Annual Wage for Sector



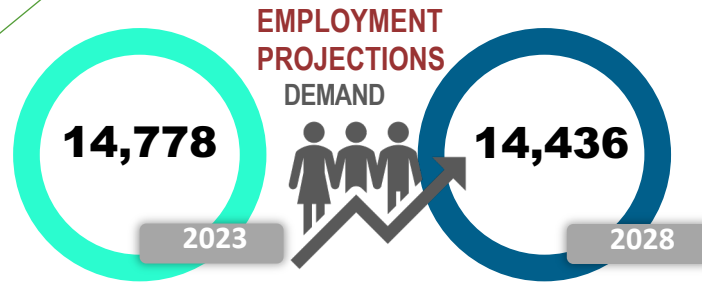
**STARTING
SALARY**



**AVERAGE
SALARY**



**EXPERIENCED
SALARY**



2022 5-year demand includes new job growth

AVERAGE WAGE INFORMATION PER JOBS IN REGION

| Sample Occupations in Sector | Hourly | Annual Range |
|---|---------|----------------------|
| Coaches and Scouts | \$27.24 | \$35,300 - \$91,500 |
| Education Administrators, Postsecondary | \$63.65 | \$87,800 - \$214,700 |
| Elementary School Teachers, Except Sped. | \$44.65 | \$63,000 - \$112,900 |
| Instructional Coordinators | \$44.74 | \$54,700 - \$140,700 |
| Library Technicians | \$26.44 | \$83,700 - \$146,200 |
| Middle School Teachers, Except Sped. & CTE | \$44.59 | \$46,200 - \$66,900 |
| Preschool Teachers, Except Sped | \$22.07 | \$37,800 - \$58,900 |
| Secondary School Teachers, Exc. Sped. & CTE | \$46.46 | \$64,800 - \$136,000 |
| Teaching Assistants, Postsecondary | \$22.23 | \$35,100 - \$60,500 |
| Tutors | \$17.82 | \$33,500 - \$40,600 |

EDUCATION LEVELS

| Sample Occupations in Sector | Entry Level Education | Common Certifications |
|---|---------------------------|-----------------------------|
| Coaches and Scouts | Bachelor's Degree | CPR, First Aid |
| Education Administrators, Postsecondary | Master's Degree | BLS, First Aid, CPR |
| Elementary School Teachers, Except Sped. | Bachelor's Degree | CPR, First Aid |
| Instructional Coordinators | Master's Degree | CPR, First Aid |
| Library Technicians | Post secondary non-degree | CPR, First Aid |
| Middle School Teachers, Exc. Sped. & CTE | Bachelor's Degree | CPR, First Aid |
| Preschool Teachers, Except Sped. | Associate's Degree | Child Development Associate |
| Secondary School Teachers, Exc. Sped. & CTE | Bachelor's Degree | CPR, First Aid |
| Teaching Assistants, Postsecondary | Bachelor's Degree | CPR, Secret Clearance |
| Tutors | Post secondary non-degree | CPR, First Aid, TEFL |

CONTINUING EDUCATION AND TRAINING

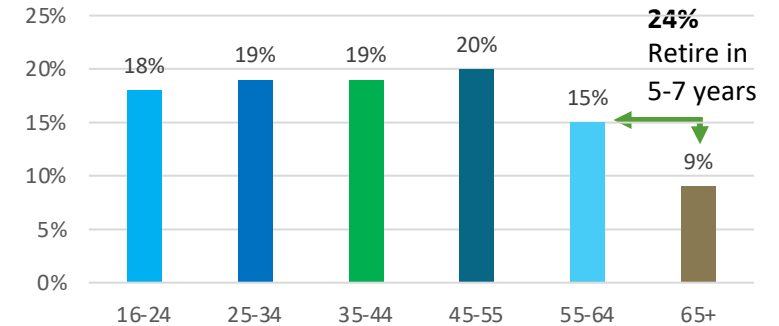
Program

AA Liberal Studies: Elementary Teacher Prep
AS Elementary Education
AS Elementary Ed. in Diversity Stud.
AS Special Education
AS Early Childhood Studies: Program Dir.
AS Early Childhood education
AA for Xfer: Elementary Teacher Education
AA for Xfer: Child and Adolescent Develop.
AA for Xfer: Elementary Teacher Education
AA Liberal Studies: Elementary Teacher Prep
Early Childhood Education: Cert. of Achv.

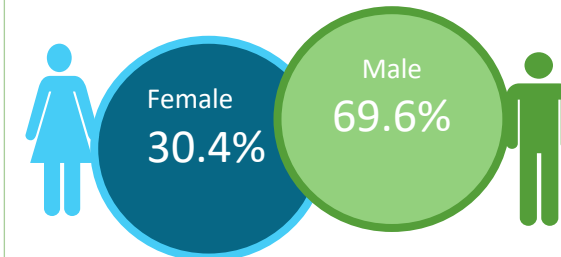
College

Allan Hancock College
Allan Hancock College
Allan Hancock College
Allan Hancock College
Allan Hancock College
Allan Hancock College
Santa Barbara City College
Santa Barbara City College
Santa Barbara City College
Santa Barbara City College
Santa Barbara City College

CURRENT AGE BREAKDOWNS



Current Gender Breakdown





South Central Coast
Regional Consortium
sccrcolleges.org/



San Luis Obispo County Regional Labor Market Information

Report Date: 7.1.24

SLO County Regional Labor Market Snapshot Jobs in Education and Human Development

Average Hourly Wage

\$35.90
SLO County

\$39.49
California

\$33.09
USA

Average Annual Wage for Sector



\$39,400

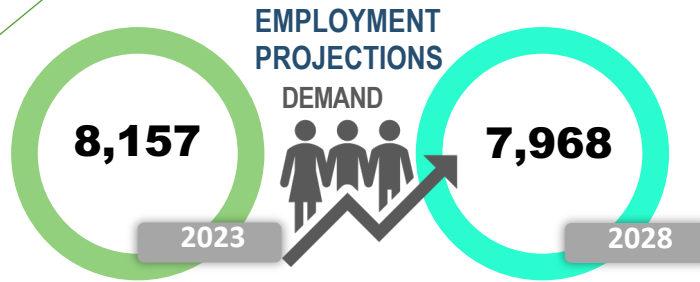
STARTING
SALARY

\$74,700

AVERAGE
SALARY

\$127,600

EXPERIENCED
SALARY



2023 5-year demand includes new job growth

AVERAGE WAGE INFORMATION PER JOBS IN REGION

| Sample Occupations in Sector | Hourly | Annual Range |
|---|---------|----------------------|
| Coaches and Scouts | \$28.95 | \$37,300 - \$83,800 |
| Education Administrators, Postsecondary | \$37.50 | \$78,000 - \$182,900 |
| Elementary School Teachers, Except Sped. | \$27.81 | \$57,900 - \$138,900 |
| Instructional Coordinators | \$42.03 | \$54,800 - \$134,000 |
| Interpreters and Translators | \$32.74 | \$55,100 - \$95,800 |
| Library Technicians | \$24.21 | \$36,300 - \$65,000 |
| Middle School Teachers, Except Sped. & CTE | \$44.24 | \$64,700 - \$123,000 |
| Secondary School Teachers, Except Sped. & CTE | \$40.97 | \$47,500 - \$79,400 |
| Teaching Assistants, Postsecondary | \$21.01 | \$55,700 - \$128,100 |
| Tutors | \$20.17 | \$33,300 - \$65,100 |

EDUCATION LEVELS

| Sample Occupations in Sector | Entry Level Education |
|---|---------------------------|
| Coaches and Scouts | Bachelor's Degree |
| Education Administrators, Postsecondary | Master's Degree |
| Elementary School Teachers, Except Sped. | Bachelor's Degree |
| Instructional Coordinators | Master's Degree |
| Interpreters and Translators | Bachelor's Degree |
| Library Technicians | Post secondary non-degree |
| Middle School Teachers, Except Sped. & CTE | Bachelor's Degree |
| Secondary School Teachers, Except Sped. & CTE | Bachelor's Degree |
| Teaching Assistants, Postsecondary | Bachelor's Degree |
| Tutors | Post secondary non-degree |

CONTINUING EDUCATION AND TRAINING

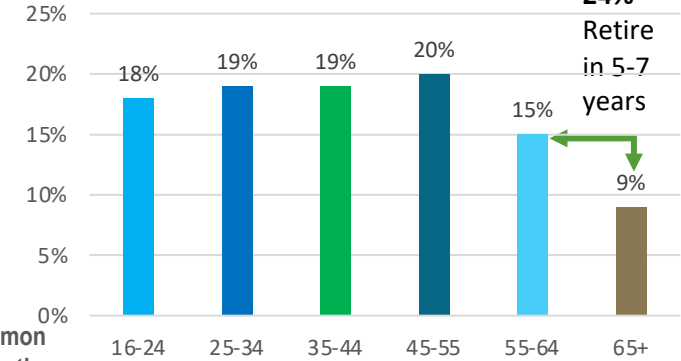
Program

AS Elementary Education: Child Dev. Emphasis
AS Library/ Information Technology
AA Paraprofessional Educator Foundation
AS for Xfer: Elementary Teacher Education
High School/ Middle School Teacher Pathway:
Certificate of Achievement
Inclusion and Special Needs: Cert. of Achievement
Library Services to Children: Cert. of Specialization
Multiple Subject Teaching Credential
Single Subject Teaching Credential

College

Cuesta College
Cuesta College
Cuesta College
Cuesta College
Cuesta College
Cuesta College
Cuesta College
Cal Poly SLO
Cal Poly SLO

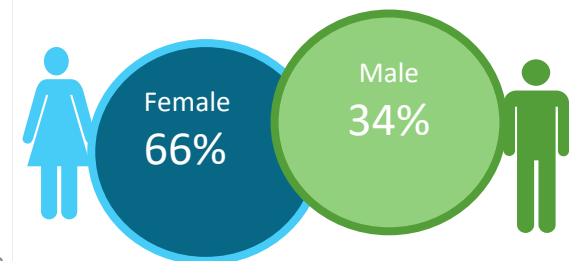
CURRENT AGE BREAKDOWNS



Common Certifications

CPR, First Aid
BLS, First Aid, CPR
CPR, First Aid
CPR, First Aid
RID
CPR, First Aid
CPR, First Aid
CPR, First Aid
CPR, Secret Clearance
CPR, First Aid, TEFL

Current Gender Breakdown



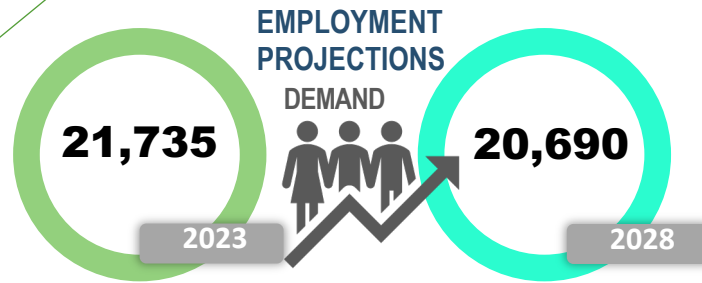


South Central Coast
Regional Consortium
sccrcolleges.org/



Ventura County Regional Labor Market Information

Report Date: 7.1.24



2023 5-year demand includes new job growth

AVERAGE WAGE INFORMATION PER JOBS IN REGION

| High Demand Occupations in Sector | Hourly | Annual Range |
|---|---------|----------------------|
| Archivists | \$36.32 | \$45,400 - \$111,900 |
| Biological Science Teachers, Postsecondary | \$62.01 | \$73,600 - \$220,200 |
| Coaches and Scouts | \$27.44 | \$36,000 - \$88,700 |
| Curators | \$40.46 | \$54,900 - \$128,600 |
| Engineering Teachers, Postsecondary | \$66.31 | \$83,500 - \$212,800 |
| Health Specialties Teachers, Postsecondary | \$69.93 | \$70,800 - \$264,800 |
| Museum Technicians and Conservators | \$31.01 | \$42,800 - \$88,800 |
| Nursing Instructors & Teachers, Postsecondary | \$45.12 | \$65,200 - \$127,100 |
| Physics Teachers, Postsecondary | \$66.07 | \$73,300 - \$236,900 |
| Special Education Teachers, Preschool | \$38.27 | \$50,800 - \$129,200 |

EDUCATION LEVELS

High Demand Occupations in Sector

| | |
|---|------------------------------|
| Archivists | Master's Degree |
| Biological Science Teachers, Postsecondary | Doctoral/ Profession. Degree |
| Coaches and Scouts | Bachelor's Degree |
| Curators | Master's Degree |
| Engineering Teachers, Postsecondary | Doctoral/ Profession. Degree |
| Health Specialties Teachers, Postsecondary | Doctoral/ Profession. Degree |
| Museum Technicians and Conservators | Bachelor's Degree |
| Nursing Instructors & Teachers, Postsecondary | Doctoral/ Profession. Degree |
| Physics Teachers, Postsecondary | Doctoral/ Profession. Degree |
| Special Education Teachers, Preschool | Bachelor's Degree |

Entry Level Education

| |
|------------------------------|
| Master's Degree |
| Doctoral/ Profession. Degree |
| Bachelor's Degree |
| Master's Degree |
| Doctoral/ Profession. Degree |
| Doctoral/ Profession. Degree |
| Bachelor's Degree |
| Doctoral/ Profession. Degree |
| Doctoral/ Profession. Degree |
| Bachelor's Degree |

Common Certifications

| |
|----------------------|
| Certified archivist |
| CPR, First Aid |
| CDL |
| Engineer in Training |
| CPR, BLS, CDA |
| CDL |
| RN, BLS, CPR |
| CPR, First Aid, BCBA |

CONTINUING EDUCATION AND TRAINING

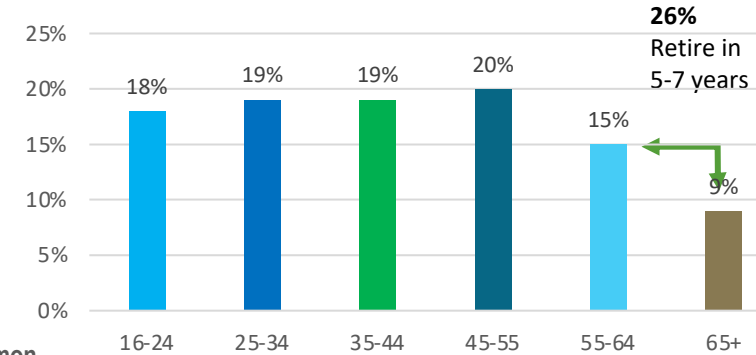
Program

AS Child Development
AS for Xfer: Early Childhood Education
AS for Xfer: Elementary Teacher Childhood
AS Early Childhood Studies
AA for Xfer: Elementary Teacher Education
AS for Xfer: Child and Adolescent Development
Early Childhood Studies Ass. Teacher: Cert of Ach.
AS Early Childhood Studies
AS for Xfer: Child and Adolescent Development
AA for Xfer: Elementary Teacher Education
Early Childhood Studies: Certificate of Achievement

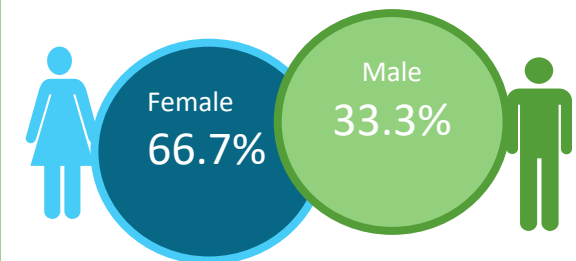
College

Moorpark College
Moorpark College
Moorpark College
Oxnard College
Oxnard College
Oxnard College
Oxnard College
Oxnard College
Ventura College
Ventura College
Ventura College
Ventura College

CURRENT AGE BREAKDOWNS



Current Gender Breakdown



Ventura County
Regional Labor
Market Snapshot
Jobs in
Education and
Human
Development

Average Hourly Wage

\$38.65
Ventura
County

\$39.49
California

\$33.09
USA

Average Annual Wage for Sector



STARTING
SALARY



AVERAGE
SALARY



EXPERIENCED
SALARY



South Central Coast
Regional Consortium
sccrcolleges.org/



North Los Angeles Regional Labor Market Information

Report Date: 7/1/24

North Los Angeles
Regional Labor
Market Snapshot
Jobs in **Energy,
Construction and
Utilities**

Average Hourly Wage

\$38.57
North LA
County

\$40.62
California

\$35.15
USA

Average Annual Wage for Sector



**STARTING
SALARY**

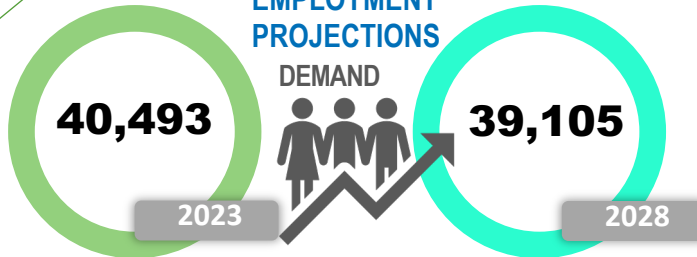


**AVERAGE
SALARY**



**EXPERIENCED
SALARY**

EMPLOYMENT PROJECTIONS



2024 5-year demand includes new job growth

AVERAGE WAGE INFORMATION PER JOBS IN REGION

| Sample Occupations in Sector | Hourly | Annual Range |
|---|---------|----------------------|
| Cartographers and Photogrammetrists | \$36.22 | \$73,200 - \$123,000 |
| Electrical and Electronics Drafters | \$46.18 | \$54,600 - \$112,200 |
| Emergency Management Directors | \$41.21 | \$91,500 - \$186,300 |
| Heating, Air Conditioning, & Refrigeration Mechanics & Installers | \$35.32 | \$45,900 - \$110,500 |
| Industrial Engineers | \$64.44 | \$83,400 - \$176,600 |
| Landscape Architects | \$32.65 | \$71,400 - 163,3000 |
| Petroleum Engineers | \$53.29 | \$81,200 - \$229,600 |
| Surveyors | \$54.27 | \$62,000 - \$135,100 |
| Urban and Regional Planners | \$50.14 | \$73,200 - \$139,800 |
| Wind Turbine Service Technicians | \$50.03 | \$52,100 - \$102,600 |

EDUCATION LEVELS

| Sample Occupations in Sector | Entry Level Education |
|---|---------------------------|
| Cartographers and Photogrammetrists | Bachelor's Degree |
| Electrical and Electronics Drafters | Associate's Degree |
| Emergency Management Directors | Bachelor's Degree |
| Heating, Air Conditioning, & Refrigeration Mechanics & Installers | Post secondary non degree |
| Industrial Engineers | Bachelor's Degree |
| Landscape Architects | Bachelor's Degree |
| Petroleum Engineers | Bachelor's Degree |
| Surveyors | Bachelor's Degree |
| Urban and Regional Planners | Master's Degree |
| Wind Turbine Service Technicians | Post secondary non degree |

CONTINUING EDUCATION AND TRAINING

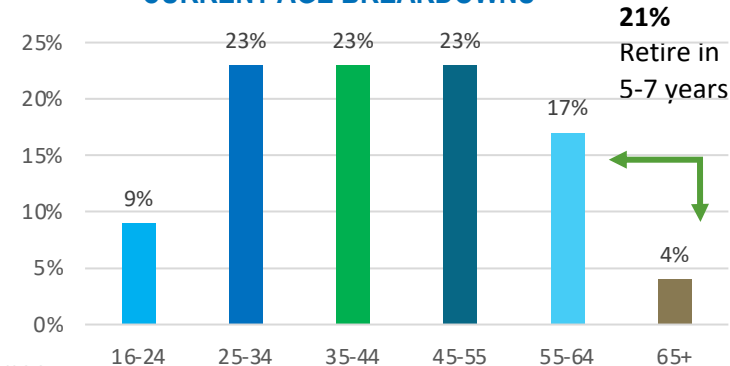
Program

AS Air Conditioning
AS Electronics Technology
AS Engineering Technology
AS Refrigeration
Certificate: Air Conditioning and Refrigeration
AS Construction Technology
AS Construction Management
AS Engineering
AS Land Surveying
Building Inspection: Certificate of Achievement

College

Antelope Valley College
Antelope Valley College
Antelope Valley College
Antelope Valley College
Antelope Valley College
College of the Canyons
College of the Canyons
College of the Canyons
College of the Canyons
College of the Canyons

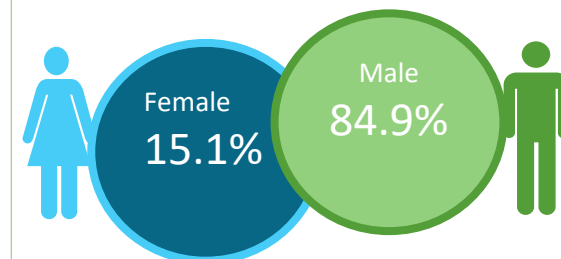
CURRENT AGE BREAKDOWNS



Common Certifications

Secret Clearance
Certified Interconnect Designer
CEM, AEM, CPR
EPA 608, EPA Universal
Certified Quality Engineer
Certified Planner
Engineer in Training
Engineers in Training
Certified Planner
OSHA 10, CPR, First Aid

Current Gender Breakdown





South Central Coast
Regional Consortium
sccrcolleges.org/



Santa Barbara County Regional Labor Market Information

Report Date: 7/1/24

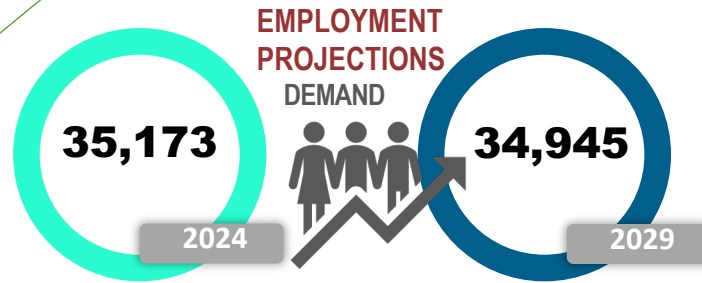
Santa Barbara
County
Regional Labor
Market Snapshot
**Jobs in Energy,
Construction
and Utilities**

Average Hourly Wage

\$38.26
SB County

\$41.15
California

\$35.82
USA



2022 5-year demand includes new job growth

AVERAGE WAGE INFORMATION PER JOBS IN REGION

| High Demand Occupations in Sector | Hourly | Annual Range |
|--|---------|----------------------|
| Architects | \$56.31 | \$71,900 - \$169,100 |
| Electrical Engineers | \$76.53 | \$89,700 - \$225,900 |
| Environmental Engineers | \$61.86 | \$82,600 - \$175,200 |
| Facilities Managers | \$54.08 | \$67,400 - \$176,200 |
| Heating, Air Conditioning, and Refrigeration | \$36.12 | \$48,800 - \$110,600 |
| Mechanics and Installers | | |
| Industrial Engineers | \$43.06 | \$89,600 - \$196,700 |
| Mechanical Engineers | \$66.45 | \$84,400 - \$192,700 |
| Purchasing Managers | \$69.20 | \$84,100 - \$210,700 |
| Surveyors | \$55.79 | \$83,700 - \$151,200 |
| Wind Turbine Service Technicians | \$45.37 | \$57,000 - \$154,600 |

CONTINUING EDUCATION AND TRAINING

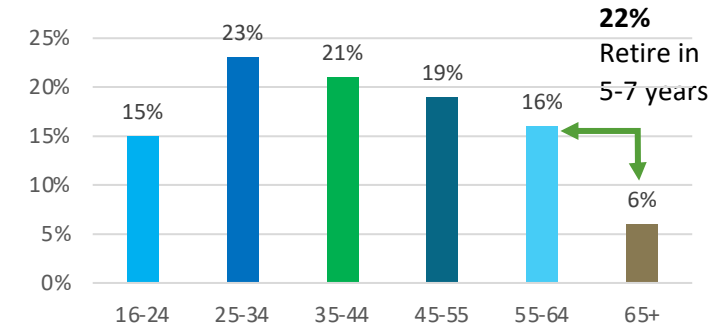
Program

AS Architectural Technology
AS Engineering Technology
AS Welding Technology
AS for Xfer: Environmental Engineering
Engineering Drafting: Cert. of Achievement
AS Construction Technology
AS Engineering
AS for Xfer: Environmental Science
Drafting/ CAD: Certificate of Achievement
Wastewater Technology Education: Certificate of Achievement


College

Allan Hancock College
Allan Hancock College
Allan Hancock College
Allan Hancock College
Allan Hancock College
Santa Barbara City College
Santa Barbara City College
Santa Barbara City College
Santa Barbara City College
Santa Barbara City College

CURRENT AGE BREAKDOWNS



Average Annual Wage for Sector



EDUCATION LEVELS

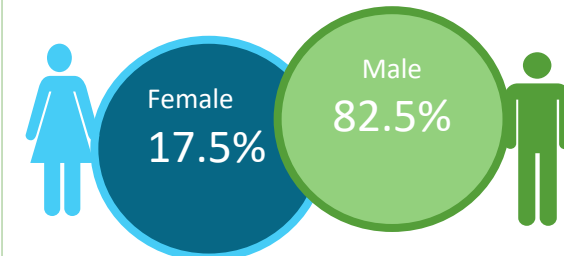
High Demand Occupations in Sector

Architects
Electrical Engineers
Environmental Engineers
Facilities Managers
Heating, Air Conditioning, and Refrigeration
Mechanics and Installers
Industrial Engineers
Mechanical Engineers
Purchasing Managers
Surveyors
Wind Turbine Service Technicians

Entry Level Education Common Certifications

Bachelor's Degree
Bachelor's Degree
Bachelor's Degree
Bachelor's Degree
Postsecondary non-degree
NCARB, CCS, CDT
Engineer in Training
Engineer in Training, ESEP
CPR, CPP, CFM, FMP
EPA 608, EPA Universal
CQE, CQA, Secret Clearance
Secret Clearance, EIT
PMP, CPMP, CPPO
Engineer in Training
OSHA 10, OSHA 30, CPR

Current Gender Breakdown





South Central Coast
Regional Consortium
sccrcolleges.org/



San Luis Obispo County Regional Labor Market Information

Report Date: 7/1/24

SLO County
Regional Labor
Market
Snapshot
Jobs in **Energy,
Construction
and Utilities**

Average Hourly Wage

\$37.05
SLO County

\$41.15
California

\$35.82
USA

Average Annual Wage for Sector

\$51,600

STARTING
SALARY

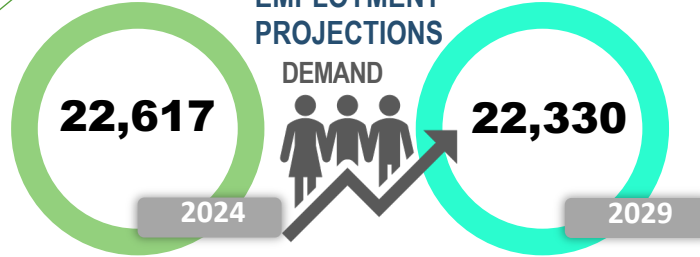
\$77,100

AVERAGE
SALARY

\$113,100

EXPERIENCED
SALARY

EMPLOYMENT PROJECTIONS



2022 5-year demand includes new job growth

AVERAGE WAGE INFORMATION PER JOBS IN REGION

| High Demand Occupations in Sector | Hourly | Annual Range |
|---|---------|----------------------|
| Conservation Scientists | \$40.91 | \$58,400 - \$106,300 |
| Environmental Science and Protection Technicians | \$29.39 | \$43,600 - \$79,100 |
| Foresters | \$40.24 | \$50,000 - \$126,700 |
| Heating, Air Conditioning, and Refrigeration Mechanics and Installers | \$31.73 | \$44,00 - \$101,300 |
| Industrial Engineers | \$50.76 | \$73,600 - \$155,900 |
| Mechanical Engineers | \$52.62 | \$76,400 - \$144,500 |
| Purchasing Managers | \$66.89 | \$91,900 - \$200,000 |
| Sales Engineers | \$69.65 | \$88,200 - \$212,700 |
| Surveyors | \$52.60 | \$74,600 - \$150,500 |
| Wind Turbine Service Technicians | \$45.79 | \$57,400 - \$156,100 |

EDUCATION LEVELS

| High Demand Occupations in Sector | Entry Level Education |
|---|--------------------------|
| Conservation Scientists | Bachelor's Degree |
| Environmental Science and Protection Technicians | Associate's Degree |
| Foresters | Bachelor's Degree |
| Heating, Air Conditioning, and Refrigeration Mechanics and Installers | Postsecondary non-degree |
| Industrial Engineers | Bachelor's Degree |
| Mechanical Engineers | Bachelor's Degree |
| Purchasing Managers | Bachelor's Degree |
| Sales Engineers | Bachelor's Degree |
| Surveyors | Bachelor's Degree |
| Wind Turbine Service Technicians | Postsecondary non-degree |

Common

| Certifications |
|--|
| CPR, IICRC Systems Operator |
| Certified Forrester EPA 608, EPA Universal |
| CQE, CQA, Secret Clearance Secret Clearance, EIT PMP, CPMP, CPPO CCNP, CISSP, CCNA Engineer in Training OSHA 10, OSHA 30, CPR |

CONTINUING EDUCATION AND TRAINING

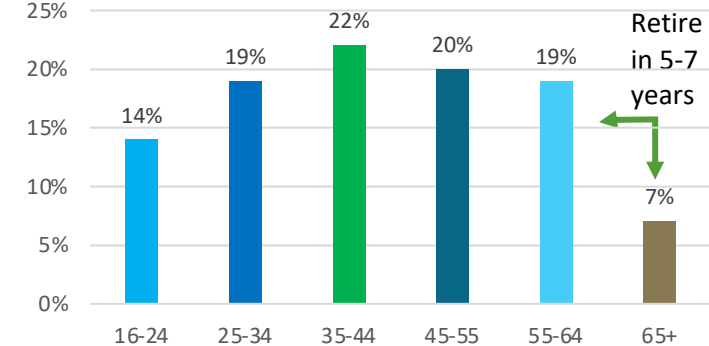
Program

AS Architectural Technology
AS Construction Technology
AS Engineering
As Welding Technology
AS for Transfer Environmental Sciences
Electronics and State Electrician: Certificate of Achievement
Geographic Information Systems: Cert. of Achvmt.
Welding Technology, Structural: Certificate of Specialization

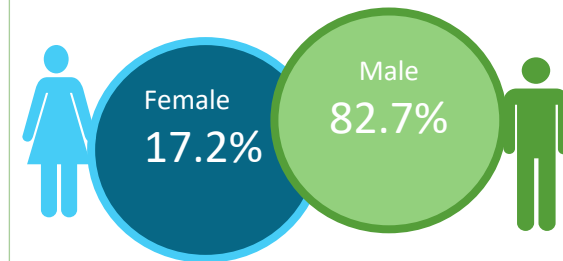
College

Cuesta College
Cuesta College
Cuesta College
Cuesta College
Cuesta College
Cuesta College
Cuesta College
Cuesta College
Cuesta College

CURRENT AGE BREAKDOWNS



Current Gender Breakdown



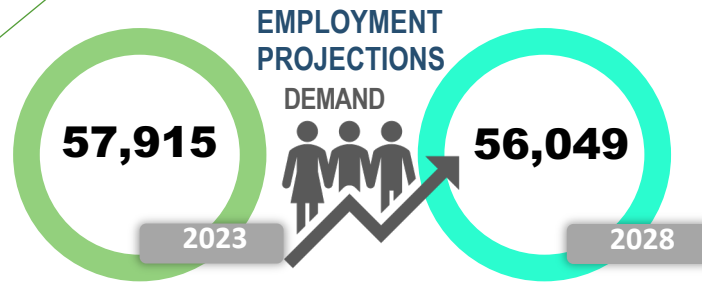


South Central Coast
Regional Consortium
sccrcolleges.org/



Ventura County Regional Labor Market Information

Report Date: 7.1.24



2023 5-year demand includes new job growth

AVERAGE WAGE INFORMATION PER JOBS IN REGION

| High Demand Occupations in Sector | Hourly | Annual Range |
|---|---------|-----------------------|
| Calibration Technologists & Technicians | \$30.56 | \$44.70 - \$95,700 |
| Chemical Engineers | \$55.92 | \$81,400 - \$170,000 |
| Commercial Divers | \$63.05 | \$111,000 - \$215,600 |
| Electrical and Electronics Drafters | \$40.01 | \$67,600 - \$116,000 |
| Emergency Management Directors | \$54.69 | \$74,100 - \$178,300 |
| Geographers | \$45.61 | \$72,800 - \$112,800 |
| Industrial Engineers | \$51.10 | \$76,000 - \$131,100 |
| Landscape Architects | \$49.64 | \$65,200 - \$155,100 |
| Materials Engineers | \$51.76 | \$80,000 - \$135,000 |
| Wind Turbine Service Technicians | \$34.21 | \$53,300 - \$99,300 |

CONTINUING EDUCATION AND TRAINING

Program

- AS Engineering
- Electronics Eng. Technology: Cert. of Achievement
- Engineering: Certificate of Achievement.
- AS Air Conditioning and Refrigeration
- AS Engineering
- AS Environmental Science
- Air Conditioning and Refrigeration: Cert of Achvmt.
- AS Architectural Design
- AS Architectural Science
- AS Construction Tech. – Building Inspection
- AS Water Science: Water

College

- Moorpark College
- Moorpark College
- Moorpark College
- Oxnard College
- Oxnard College
- Oxnard College
- Oxnard College
- Oxnard College
- Ventura College
- Ventura College
- Ventura College
- Ventura College

Ventura County
Regional Labor
Market Snapshot
**Jobs in Energy,
Construction
and Utilities**

Average Hourly Wage

\$37.27
Ventura
County

\$40.62
California

\$35.15
USA

Average Annual Wage for Sector



**STARTING
SALARY**



**AVERAGE
SALARY**



**EXPERIENCED
SALARY**

EDUCATION LEVELS

| High Demand Occupations in Sector | Entry Level Education |
|---|---------------------------|
| Calibration Technologists & Technicians | Associate's Degree |
| Chemical Engineers | Bachelor's Degree |
| Commercial Divers | Post secondary non degree |
| Electrical and Electronics Drafters | Associate's Degree |
| Emergency Management Directors | Bachelor's Degree |
| Geographers | Bachelor's Degree |
| Industrial Engineers | Bachelor's Degree |
| Landscape Architects | Bachelor's Degree |
| Materials Engineers | Bachelor's Degree |
| Wind Turbine Service Technicians | Post secondary non degree |

Entry Level Education

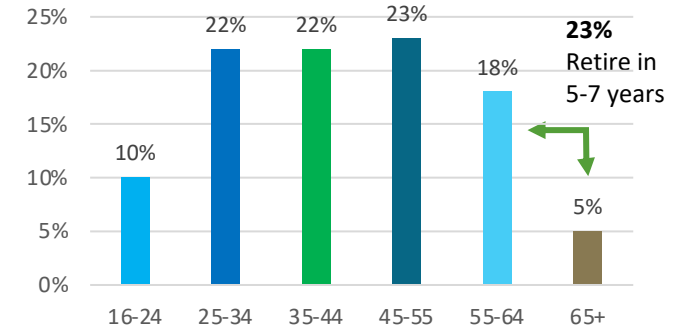
- Associate's Degree
- Bachelor's Degree
- Post secondary non degree
- Associate's Degree
- Bachelor's Degree
- Bachelor's Degree
- Bachelor's Degree
- Bachelor's Degree
- Bachelor's Degree
- Post secondary non degree

Common

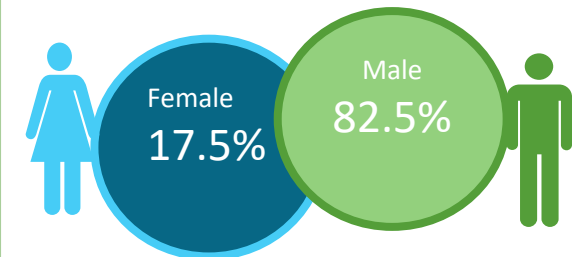
Certifications

- Certified Calibration Technician
- Engineer in Training
- Divemaster, CPR, First Aid
- Certified Interconnect Designer
- CEM, AEM, CPR
- Information System Analyst
- Certified Quality Engineer
- Certified Planner
- Engineer in Training
- OSHA 10, CPR, First Aid

CURRENT AGE BREAKDOWNS



Current Gender Breakdown





South Central Coast
Regional Consortium
sccrcolleges.org/



North Los Angeles Regional Labor Market Information

Report Date: 7/1/24

North Los Angeles
Regional Labor Market Snapshot
Jobs in **ICT and Digital Media**

Average Hourly Wage

\$54.76
North LA County

\$61.08
California

\$49.14
USA

Average Annual Wage for Sector



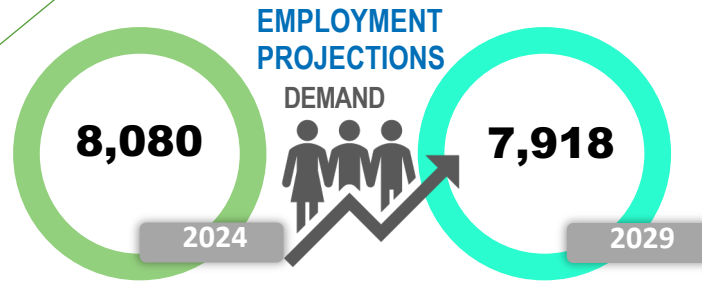
STARTING SALARY



AVERAGE SALARY



EXPERIENCED SALARY



2024 5-year demand includes new job growth

AVERAGE WAGE INFORMATION PER JOBS IN REGION

| Sample Occupations in Sector | Hourly | Annual Range |
|---|---------|-----------------------|
| Agents and Business Managers of Artists, Performers, and Athletes | \$68.09 | \$58,600 - \$302,300 |
| Broadcast Technicians | \$51.87 | \$57,600 - \$137,800 |
| Database Architects | \$74.76 | \$99,400 - \$204,200 |
| Information Security Analysts | \$62.18 | \$71,400 - \$188,300 |
| Set and Exhibit Designers | \$44.57 | \$63,200 - \$125,600 |
| Software Developers | \$75.04 | \$106,700 - \$214,200 |
| Software Quality Assurance Analysts and Testers | \$56.99 | \$72,600 - \$172,700 |
| Sound Engineering Technicians | \$40.77 | \$46,200 - \$142,700 |
| Web and Digital Interface Designers | \$55.71 | \$62,400 - \$178,200 |
| Web Developers | \$52.23 | \$59,600 - \$162,400 |

EDUCATION LEVELS

Sample Occupations in Sector

Agents and Business Managers of Artists, Performers, and Athletes
Broadcast Technicians
Database Architects
Information Security Analysts
Set and Exhibit Designers
Software Developers
Software Quality Assurance Analysts and Testers
Sound Engineering Technicians
Web and Digital Interface Designers
Web Developers

Entry Level Education

Bachelor's Degree

Associate's Degree
Bachelor's Degree
Bachelor's Degree
Bachelor's Degree
Bachelor's Degree
Bachelor's Degree
Post secondary non degree
Bachelor's Degree
Bachelor's Degree

Common Certifications

Certified Television Operator
AWS, PMP, CPRA
CISSP, CISM, CISA

AWS, CISSP, CSM
CSQA, CSTE, CSQE

CPR, First Aid, Nicet Level 1
PMP, CPPA, MOS, CSM
Comp TIA Security + CE

CONTINUING EDUCATION AND TRAINING

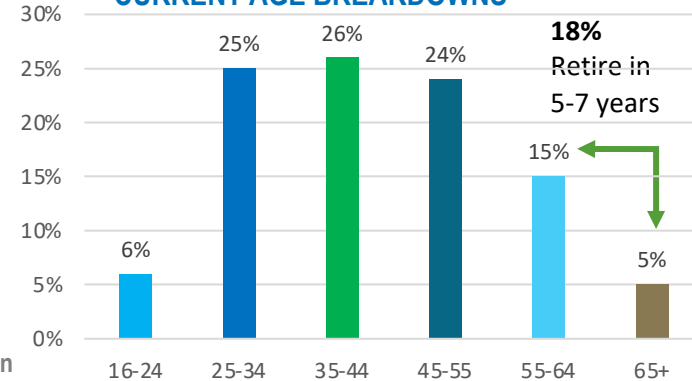
Program

AA Computer Animation
AA Graphic Design
AA interactive Media- Web Design
AA Video Design and Production
AS for Xfer Computer /Science
AA Computer Animation
AS Computer Science
AS Cybersecurity
AS Web Development
AS Web Publishing and Design

College

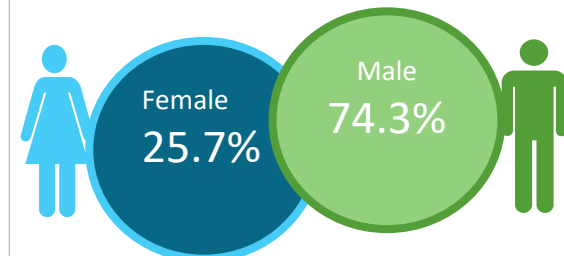
Antelope Valley College
Antelope Valley College
Antelope Valley College
Antelope Valley College
Antelope Valley College
College of the Canyons
College of the Canyons
College of the Canyons
College of the Canyons
College of the Canyons

CURRENT AGE BREAKDOWNS



18% Retire in 5-7 years

Current Gender Breakdown





South Central Coast
Regional Consortium
sccrcolleges.org/



Santa Barbara County Regional Labor Market Information

Report Date: 7/1/24

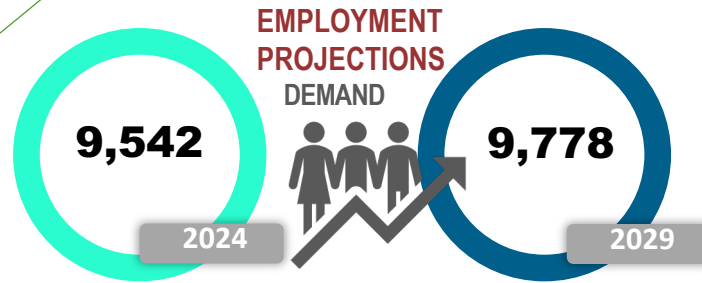
Santa Barbara County Regional Labor Market Snapshot Jobs in ICT and Digital Media

Average Hourly Wage

\$55.04
SB County

\$61.08
California

\$49.14
USA



2024 5-year demand includes new job growth

AVERAGE WAGE INFORMATION PER JOBS IN REGION

| High Demand Occupations in Sector | Hourly | Annual Range |
|---|---------|----------------------|
| Art Directors | \$19.54 | \$35,900 - \$52,800 |
| Computer Network Support Specialists | \$32.22 | \$35,900 - \$129,700 |
| Computer Systems Analysts | \$51.18 | \$55,500 - \$169,200 |
| Database Administrators | \$21.17 | \$35,400 - \$62,000 |
| Information Security Analysts | \$38.05 | \$51,700 - \$118,900 |
| Software Developers | \$48.52 | \$49,200 - \$186,000 |
| Software Quality Assurance Analysts and Testers | \$17.88 | \$34,600 - \$37,500 |
| Special Effects Artists and Animators | \$22.82 | \$34,600 - \$84,100 |
| Web and Digital Interface Designers | \$37.59 | \$50,900 - \$111,200 |
| Web Developers | \$25.41 | \$36,300 - \$95,400 |

CONTINUING EDUCATION AND TRAINING

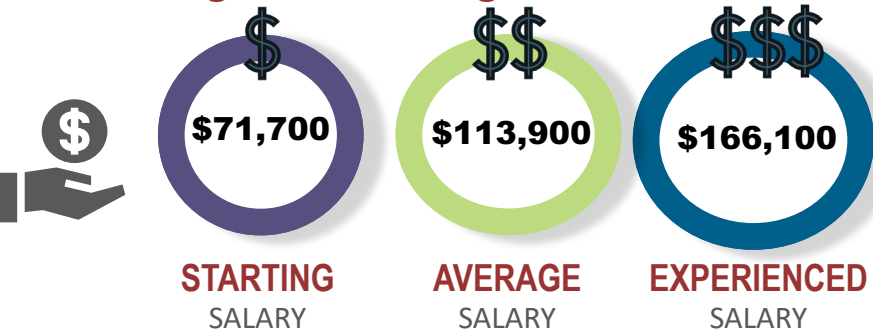
Program

AA Computer Science Cosmetology
AS Film and Video Production
AS Media Arts: Animation and Game Arts
AS for Xfer: Computer Science
Sound Technology: Certificate of Achievement
AA Film Production
AS Computer Information Systems
AS Data Science
AS for Xfer: Computer Science
Costume Crafts and Design: Cert. Of Achvmnt.

College

Allan Hancock College
Allan Hancock College
Allan Hancock College
Allan Hancock College
Allan Hancock College
Santa Barbara City College
Santa Barbara City College
Santa Barbara City College
Santa Barbara City College
Santa Barbara City College
Santa Barbara City College

Average Annual Wage for Sector



EDUCATION LEVELS

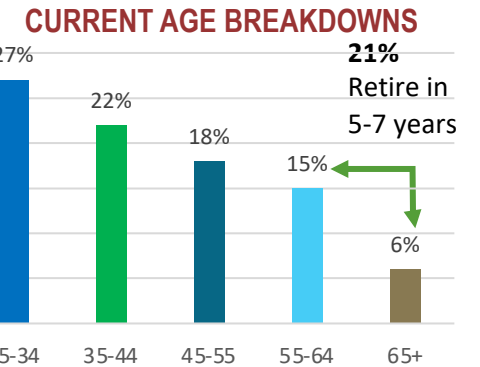
High Demand Occupations in Sector

Art Directors
Computer Network Support Specialists
Computer Systems Analysts
Database Administrators
Information Security Analysts
Software Developers
Soft. Quality Assurance Analysts & Testers
Special Effects Artists and Animators
Web and Digital Interface Designers
Web Developers

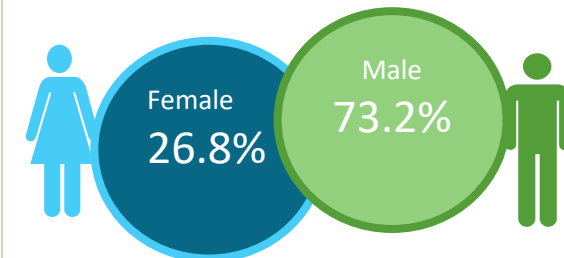
Entry Level Education Common Certifications

Bachelor's Degree
Associate's Degree
Bachelor's Degree
Bachelor's Degree
Bachelor's Degree
Bachelor's Degree
Bachelor's Degree
Bachelor's Degree
Bachelor's Degree
Bachelor's Degree
Bachelor's Degree

Secret clearance, CTO
Cisco Certified Network Assistant
PMP, CBAP, CSM
Oracle, AWS, MCSE, MCSA
CISSP, CISM, CISA
AWS, CISSP, CSM
CSQA, CSTE, CSQE
LMT, CPR, CPR
PMP, CPPA, MOS, CSM
Comp TIA Security + CE



Current Gender Breakdown



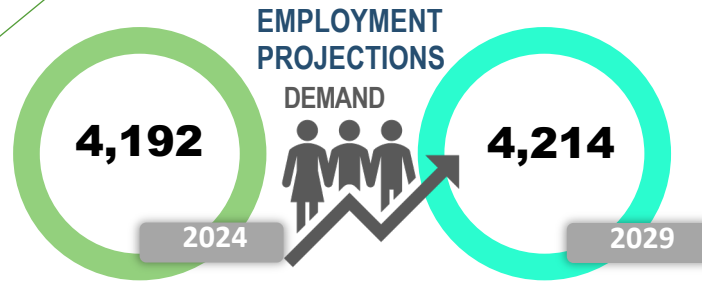


South Central Coast
Regional Consortium
sccrcolleges.org/



San Luis Obispo County Regional Labor Market Information

Report Date: 7/1/24



2024 5-year demand includes new job growth

AVERAGE WAGE INFORMATION PER JOBS IN REGION

| High Demand Occupations in Sector | Hourly | Annual Range |
|---|---------|----------------------|
| Actors | \$40.91 | \$58,400 - \$106,300 |
| Art Directors | \$29.39 | \$43,600 - \$79,100 |
| Audio and Video Technicians | \$40.24 | \$50,000 - \$126,700 |
| Information Security Analysts | \$31.73 | \$44,000 - \$101,300 |
| Producers and Directors | | |
| Software Developers | \$50.76 | \$73,600 - \$155,900 |
| Software Quality Assurance Analysts and Testers | \$52.62 | \$76,400 - \$144,500 |
| Special Effects Artists and Animators | \$66.89 | \$91,900 - \$200,000 |
| Web and Digital Interface Designers | \$69.65 | \$88,200 - \$212,700 |
| Web Developers | \$52.60 | \$74,600 - \$150,500 |

CONTINUING EDUCATION AND TRAINING

Program

AA Film, TV and Electronic Media
AS Computer Networking Support
AS Computer Science
AS Management Information Systems
AS for Xfer: Film, TV and Electronic Media
Audio Technology 1: Certificate of Achievement
Commercial Music: Certificate of Achievement
Computer Support Specialist: Certificate of Specialization
iOS Developer: Certificate of Specialization

College

Cuesta College
Cuesta College
Cuesta College
Cuesta College
Cuesta College
Cuesta College
Cuesta College
Cuesta College
Cuesta College

SLO County Regional Labor Market Snapshot Jobs in ICT and Digital Media

Average Hourly Wage

\$47.26
SLO County

\$61.08
California

\$49.14
USA

Average Annual Wage for Sector



STARTING
SALARY



AVERAGE
SALARY



EXPERIENCED
SALARY

EDUCATION LEVELS

High Demand Occupations in Sector

Actors
Art Directors
Audio and Video Technicians
Information Security Analysts
Producers and Directors
Software Developers
Soft. Quality Assurance Analysts & Testers
Special Effects Artists and Animators
Web and Digital Interface Designers
Web Developers

Entry Level Education

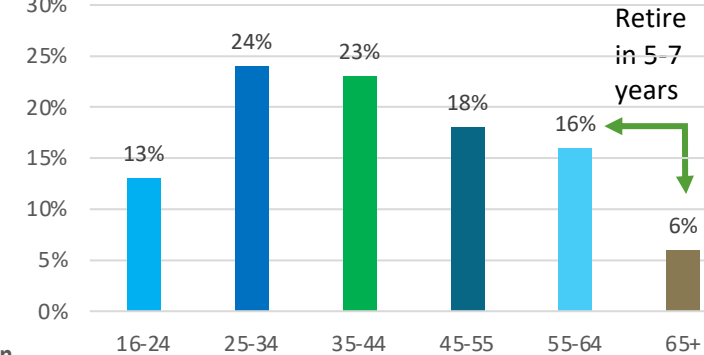
Some college, no degree
Bachelor's Degree
Postsecondary non-degree
Bachelor's Degree
Bachelor's Degree
Bachelor's Degree
Bachelor's Degree
Bachelor's Degree
Bachelor's Degree
Bachelor's Degree

Common

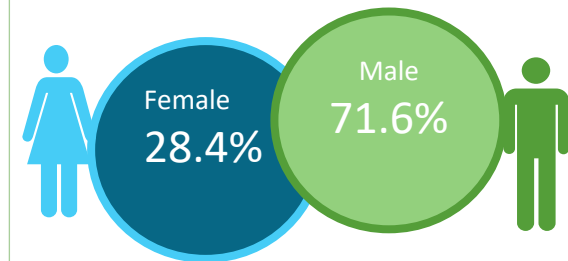
Certifications

Driver's license
Secret clearance, CTO
CTS, CTS-I, OSHA 10
CISSP, CISM, CISA
Project Management Professional
AWS, CISSP, CSM
CSQA, CSTE, CSQE
Secret Clearance, AMD, CISSP
PMP, CPPA, MOS, CSM
Comp TIA Security + CE

CURRENT AGE BREAKDOWNS



Current Gender Breakdown



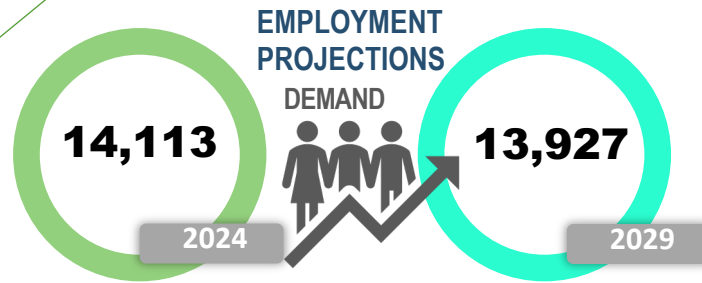


South Central Coast
Regional Consortium
sccrcolleges.org/



Ventura County Regional Labor Market Information

Report Date: 7.1.24



2024 5-year demand includes new job growth

AVERAGE WAGE INFORMATION PER JOBS IN REGION

| High Demand Occupations in Sector | Hourly | Annual Range |
|---|---------|-----------------------|
| Agents and Business Managers of Artists, Performers, and Athletes | \$67.33 | \$58,900 - \$296,800 |
| Database Administrators | \$58.22 | \$69,700 - \$180,400 |
| Database Architects | \$81.20 | \$110,600 - \$232,200 |
| Information Security Analysts | \$69.75 | \$84,300 - \$213,300 |
| Lighting Technicians | \$40.03 | \$45,200 - \$145,100 |
| Set and Exhibit Designers | \$41.42 | \$53,900 - \$124,200 |
| Software Developers | \$84.42 | \$119,900 - \$230,500 |
| Software Quality Assurance Analysts & Testers | \$65.72 | \$81,500 - \$196,600 |
| Web and Digital Interface Designers | \$66.89 | \$69,300 - \$217,400 |
| Web Developers | \$60.20 | \$63,700 - \$199,000 |

CONTINUING EDUCATION AND TRAINING

Program

- AA Film Television Media Arts
- AS Game Design
- AS Cybersecurity
- AS Computer Network Information Technology
- AS Film, Television and Electronic Media Product.
- AS for Xfer: Film, TV and Electronic Media
- Comp. Networking Info. Tech. Cert. of Achievement
- AA Film Studies
- AA Music
- AA for Xfer: Theater Arts
- AS for Xfer: Film, Television and electronic Media

College

- Moorepark College
- Moorepark College
- Moorepark College
- Oxnard College
- Oxnard College
- Oxnard College
- Oxnard College
- Oxnard College
- Ventura College
- Ventura College
- Ventura College
- Ventura College

Ventura County
Regional Labor
Market
Snapshot
Jobs in ICT and
Digital Media

Average Hourly Wage

\$49.15
Ventura
County

\$61.08
California

\$49.14
USA

Average Annual Wage for Sector



EDUCATION LEVELS

| High Demand Occupations in Sector | Entry Level Education |
|---|----------------------------|
| Agents and Business Managers of Artists, Performers, and Athletes | Bachelor's Degree |
| Database Administrators | Bachelor's Degree |
| Database Architects | Bachelor's Degree |
| Information Security Analysts | Bachelor's Degree |
| Lighting Technicians | Post secondary non- Degree |
| Set and Exhibit Designers | Bachelor's Degree |
| Software Developers | Bachelor's Degree |
| Soft. Qual. Assurance Analysts & Testers | Bachelor's Degree |
| Web and Digital Interface Designers | Bachelor's Degree |
| Web Developers | Bachelor's Degree |

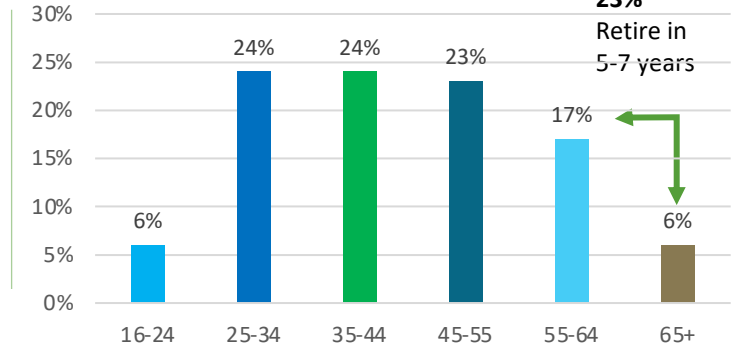
Entry Level Education

- Bachelor's Degree
- Bachelor's Degree
- Bachelor's Degree
- Post secondary non- Degree
- Bachelor's Degree
- Bachelor's Degree
- Bachelor's Degree
- Bachelor's Degree
- Bachelor's Degree
- Bachelor's Degree

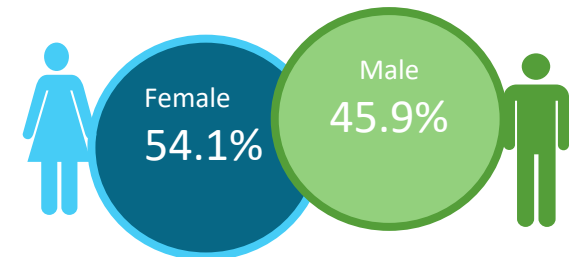
Common Certifications

- Oracle, AWS, MCSE, MCSA
- AWS, PMP, CPRA
- CISSP, CISM, CISA
- OSHA 10, OSHA 30
- AWS, CISSP, CSM
- CSQA, CSTE, CSQE
- PMP, CPPA, MOS, CSM
- Comp TIA Security + CE

CURRENT AGE BREAKDOWNS



Current Gender Breakdown





South Central Coast
Regional Consortium
sccrcolleges.org/

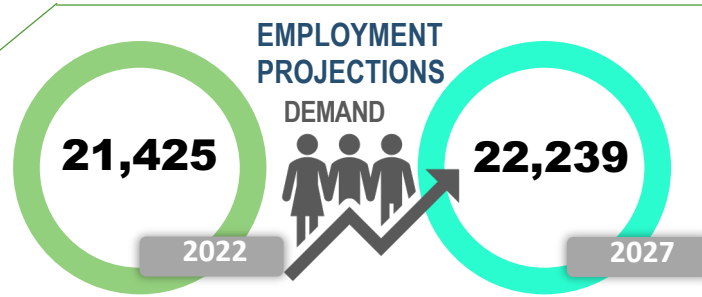


+814

5- year job demand
Decrease/ increase in
North Los Angeles County

North Los Angeles County Regional Labor Market Information

Report Date: 7/21/23



2022 5-year demand includes new job growth

CONTINUING EDUCATION AND TRAINING

Program

AA for Transfer: Kinesiology
AS Medical Assistant
AS Radiologic Technology
AS Registered Nursing
AS Respiratory Care/ Therapy
Vocational Nursing: Certificate of Approval
AS Medical Laboratory Technician
AS Career Ladder LVN to RN
AS Nursing: Registered Nurse
Certified Nursing Assistant: Cert. of Specialization

College

Antelope Valley College
Antelope Valley College
Antelope Valley College
Antelope Valley College
Antelope Valley College
Antelope Valley College
College of the Canyons
College of the Canyons
College of the Canyons

AVERAGE WAGE INFORMATION PER JOBS IN REGION

High Demand Occupations in Sector

| High Demand Occupations in Sector | Hourly | Annual Range |
|--|---------|-----------------------|
| Dental Assistants | \$22.28 | \$38,900 - \$51,700 |
| Home Health Aides | \$16.06 | \$32,900 - \$36,100 |
| Medical and Health Services Managers | \$61.99 | \$68,100 - \$213,000 |
| Medical Assistants | \$21.28 | \$35,100- \$62,500 |
| Medical Scientists, Except Epidemiologists | \$55.48 | \$80,200 - \$141,500 |
| Nurse Practitioners | \$73.86 | \$120,900 - \$197,900 |
| Physical Therapists | \$48.43 | \$57,600 - \$137,100 |
| Physician Assistants | \$65.88 | \$109,900 - \$176,600 |
| Registered Nurses | \$59.02 | \$89,300 - \$168,900 |
| Respiratory Therapists | \$44.82 | \$70,600 - \$115,000 |
| Speech-Language Pathologists | \$51.18 | \$70,600 - \$135,300 |

EDUCATION LEVELS

High Demand Occupations in Sector

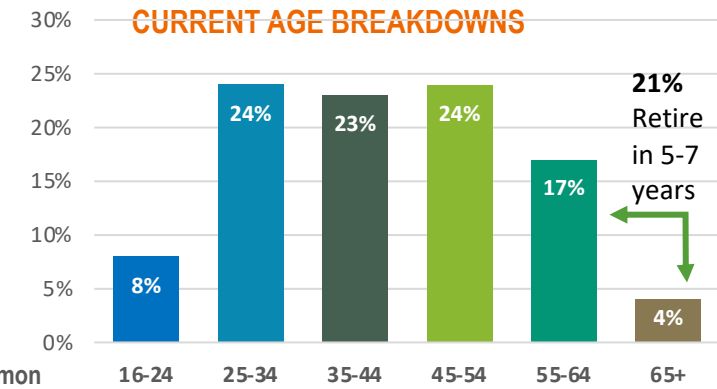
Dental Assistants
Home Health Aides
Medical and Health Services Managers
Medical Assistants
Medical Scientists, Except Epidemiologists
Nurse Practitioners
Physical Therapists
Physician Assistants
Registered Nurses
Respiratory Therapists
Speech-Language Pathologists

Entry Level Education

Post secondary non degree
Post secondary non degree
Bachelor's Degree
Post secondary non degree
Doctoral or professional degree
Master's Degree
Doctoral or professional degree
Master's Degree
Bachelor's Degree
Associate's Degree
Master's Degree

Common Certifications

RDA, CPR, CDA
CPR, CNA
BLS, RN, ACLS, PALS
BLS, MA, CPR, NHA
EEG, CST
BLS, RN, ANP-BC, PALS
BLS, CPR, RN
NP, RN, BLS, CPR
RN, BLS, ACLS, CPR
RCP, PALS, CPR, RRT
CPR, CTR, BLS



North LA County Regional Labor Market Snapshot Jobs in Healthcare

Average Hourly Wage

\$42.36
North LA County

\$45.91
California

\$38.78
USA

Average Annual Wage for Sector



STARTING SALARY

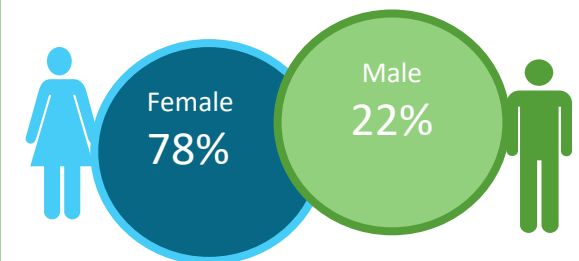


AVERAGE SALARY



EXPERIENCED SALARY

Current Gender Breakdown





South Central Coast
Regional Consortium
sccrcolleges.org/



Santa Barbara County Regional Labor Market Information

Report Review Date: 7/1/24

Santa Barbara
County
Regional Labor
Market Snapshot
**Jobs in Life
Sciences and
Biotechnology**

Average Hourly Wage

\$44.46
SB County

\$45.49
California

\$38.42
USA

Average Annual Wage for Sector



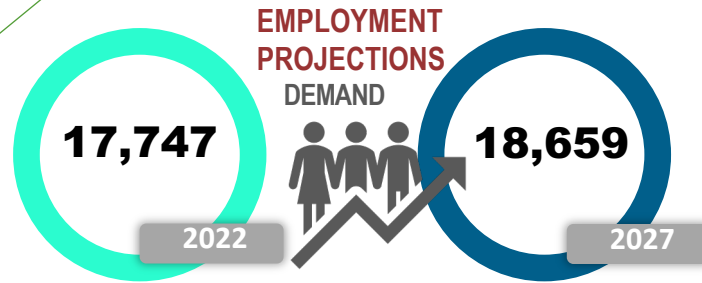
**STARTING
SALARY**



**AVERAGE
SALARY**



**EXPERIENCED
SALARY**



2022 5-year demand includes new job growth

WAGE INFORMATION PER JOBS IN REGION

| High Demand Occupations in Sector | Hourly | Annual Range |
|--------------------------------------|---------|-----------------------|
| Dental Assistants | \$24.81 | \$39,00 - \$57,900 |
| Licensed Vocational Nurses | \$31.60 | \$53,600 - \$80,100 |
| Medical and Health Services Managers | \$63.51 | \$68,200 - \$164,100 |
| Medical Assistants | \$21.66 | \$38,200 - \$48,500 |
| Nurse Practitioners | \$67.11 | \$126,200 - \$146,300 |
| Nursing Assistants | \$19.85 | \$35,000 - \$44,400 |
| Physical Therapists | \$55.93 | \$88,400 - \$130,300 |
| Physician Assistants | \$62.24 | \$129,500 - \$134,300 |
| Registered Nurses | \$50.82 | \$50,500 - \$87,900 |
| Speech Language Pathologists | \$53.29 | \$80,800 - \$136,000 |

EDUCATION LEVELS

High Demand Occupations in Sector
Dental Assistants
Licensed Vocational Nurses
Medical and Health Services Managers
Medical Assistants
Nurse Practitioners
Nursing Assistants
Physical Therapists
Physician Assistants
Registered Nurses
Speech Language Therapists

Entry Level Education
Post secondary non degree
Post secondary non degree
Bachelor's Degree
Post secondary non degree
Master's Degree
Post secondary non degree
Doctoral or profess. degree
Master's Degree
Bachelor's Degree
Master's Degree

Common Certifications
CPR, Registered Dental Assistant
CPR, BLS, RN
RN, Basic Life Support, CPR, ACLS
Medical Assistant, BLS, CPR
BLS, CPR, CNA
BLS, RN, Family Nurse Practitioner
CNA, CPR, BLS
BLS, RN, CPR
BLS, Pathology: Neuropathology
CCC in Speech Language Pathology

CONTINUING EDUCATION AND TRAINING

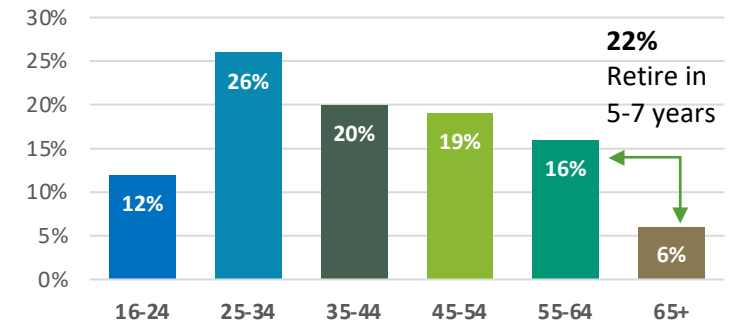
Program

AS Dental Assisting
AA Kinesiology
AS Sports Medicine
AS for Transfer: Nutrition and Dietetics
AA for Transfer: Kinesiology
AS Health Information Technology
AS Nursing
BS Kinesiology
BS Public Health
BS Physiology

College

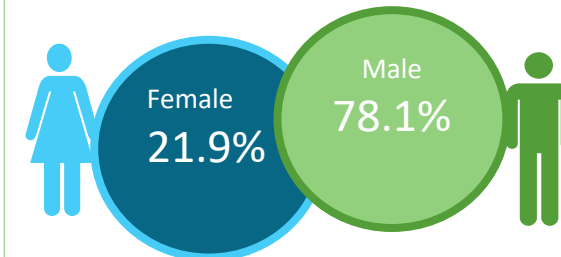
Allan Hancock College
Allan Hancock College
Allan Hancock College
Santa Barbara City College
Santa Barbara City College
Santa Barbara City College
Santa Barbara City College
Cal Poly SLO
Cal Poly SLO
UCSB

CURRENT AGE BREAKDOWNS



22%
Retire in
5-7 years

Current Gender Breakdown



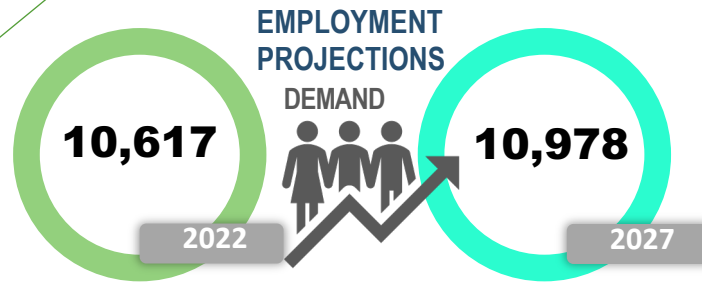


South Central Coast
Regional Consortium
sccrcolleges.org/



San Luis Obispo County Regional Labor Market Information

Report Review Date: 7/1/24



2022 5-year demand includes new job growth

AVERAGE WAGE INFORMATION PER JOBS IN REGION

| High Demand Occupations in Sector | Hourly | Annual Range |
|--|---------|-----------------------|
| Home Health Aides | \$15.78 | \$31,000 - \$37,700 |
| Medical Assistants | \$21.68 | \$35,800 - \$60,000 |
| Medical and Health Services Managers | \$57.85 | \$67,700 - \$182,000 |
| Nurse Practitioners | \$78.13 | \$117,800 - \$191,600 |
| Physical Therapists | \$48.40 | \$78,700 - \$132,900 |
| Physical Therapist Assistant | \$34.44 | \$48,400 - \$86,900 |
| Physician Assistants | \$70.86 | \$115,900 - \$180,800 |
| Registered Nurses | \$62.55 | \$89,500 - \$169,400 |
| Speech-Language Pathologists | \$49.51 | \$71,500 - \$131,000 |
| Veterinarians | \$59.68 | \$71,700 - \$173,900 |
| Veterinary Technologists and Technicians | \$21.05 | \$35,000 - \$50,000 |

EDUCATION LEVELS

High Demand Occupations in Sector

- Home Health Aides
- Medical Assistants
- Medical and Health Services Managers
- Nurse Practitioners
- Physician Assistants
- Physical Therapists
- Physical Therapist Assistants
- Registered Nurses
- Speech-Language Pathologists
- Veterinarians
- Veterinary Technologists and Technicians

Entry Level Education

- Post secondary non degree
- Post secondary non degree
- Bachelor's Degree
- Master's Degree
- Master's Degree
- Doctoral or professional degree
- Associate's Degree
- Bachelor's Degree
- Master's Degree
- Doctoral or professional degree
- Associate's Degree

Common Certifications

- CPR, CNA
- BLS, MA, CPR, NHA
- BLS, RN, ACLS, PALS
- BLS, RN, ANP-BC, PALS
- NP, RN, BLS, CPR
- BLS, CPR, RN
- CPR, BLS, EEG
- RN, BLS, ACLS, CPR
- CPR, CTR, BLS
- RVT

CONTINUING EDUCATION AND TRAINING

Program

- AS Licensed Vocational Nursing
- AS Medical Assisting
- AS Registered Nursing
- AS Paramedic
- AS Pre-nursing
- AS Psychiatric Technician
- Registered Nursing: Certificate of Achievement
- Emergency Medical Technician: Cert. of Achvment.
- Sports Medicine: Certificate of Achievement
- Paramedic: Certificate of Achievement

College

- Cuesta College
- Cuesta College
- Cuesta College
- Cuesta College
- Cuesta College
- Cuesta College
- Cuesta College
- Cuesta College
- Cuesta College
- Cuesta College

SLO County
Regional
Labor Market
Snapshot
Jobs in Life
Sciences and
Biotechnology

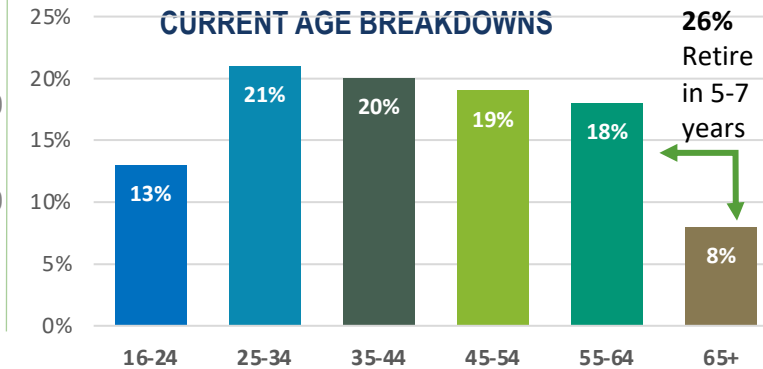
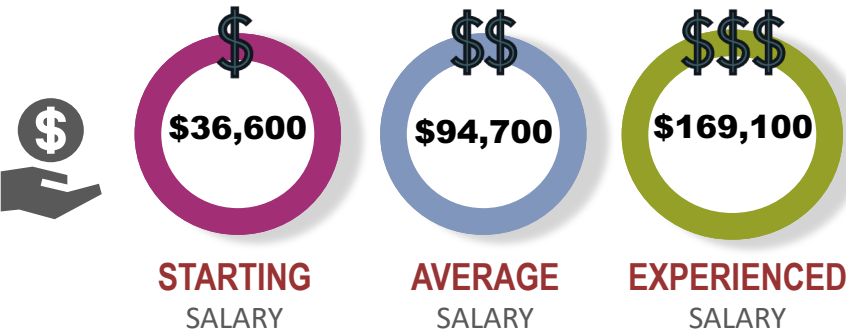
Average Hourly Wage

\$45.51
SLO County

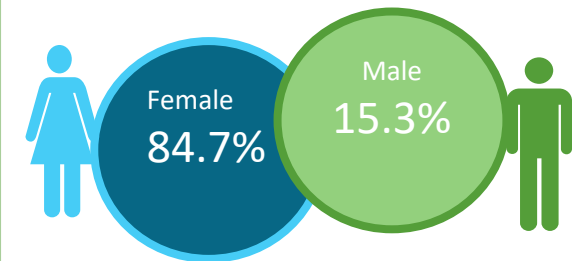
\$45.91
California

\$38.78
USA

Average Annual Wage for Sector



Current Gender Breakdown





South Central Coast
Regional Consortium
sccrcolleges.org/



Ventura County Regional Labor Market Information

Report Review Date: 7/1/24

Ventura County
Regional Labor
Market
Snapshot
Jobs in Life
Sciences and
Biotechnology

Average Hourly Wage

\$43.25
Ventura
County

\$45.91
California

\$38.78
USA

Average Annual Wage for Sector

\$
\$32,800

STARTING
SALARY

\$
\$90,000

AVERAGE
SALARY

\$
\$156,600

EXPERIENCED
SALARY

EMPLOYMENT PROJECTIONS DEMAND

29,690

2022

30.604

2027

2022 5-year demand includes new job growth

AVERAGE WAGE INFORMATION PER JOBS IN REGION

High Demand Occupations in Sector

| Occupation | Hourly | Annual Range |
|--|---------|-----------------------|
| Home Health Aides | \$16.34 | \$31,300 - \$39,800 |
| Medical and Health Services Managers | \$64.60 | \$70,000 - \$240,400 |
| Medical Assistants | \$21.53 | \$67,700 - \$182,000 |
| Nurse Practitioners | \$67.37 | \$35,600 - \$61,800 |
| Physical Therapists | \$52.30 | \$73,900 - \$135,300 |
| Physical Therapist Assistants | \$34.11 | \$43,200 - \$103,000 |
| Physician Assistants | \$71.26 | \$119,000 - \$175,700 |
| Respiratory Therapists | \$46.19 | \$71,600 - \$131,000 |
| Speech-Language Pathologists | \$49.47 | \$62,300 - \$132,900 |
| Veterinarians | \$66.28 | \$72,500 - \$213,000 |
| Veterinary Technologists and Technicians | \$22.31 | \$35,800 - \$61,300 |

EDUCATION LEVELS

High Demand Occupations in Sector

| | |
|--|---------------------------------|
| Home Health Aides | Post secondary non degree |
| Medical and Health Services Managers | Bachelor's Degree |
| Medical Assistants | Post secondary non degree |
| Nurse Practitioners | Master's Degree |
| Physical Therapists | Doctoral or professional degree |
| Physical Therapist Assistant | Associate's Degree |
| Physician Assistants | Master's Degree |
| Respiratory Therapists | Associate's Degree |
| Speech-Language Pathologists | Master's Degree |
| Veterinarians | Doctoral or professional degree |
| Veterinary Technologists and Technicians | Associate's Degree |

Entry Level Education

| |
|---------------------------------|
| Post secondary non degree |
| Bachelor's Degree |
| Post secondary non degree |
| Master's Degree |
| Doctoral or professional degree |
| Associate's Degree |
| Master's Degree |
| Associate's Degree |
| Master's Degree |
| Doctoral or professional degree |
| Associate's Degree |

Common Certifications

| |
|---------------------|
| CPR, CNA |
| BLS, RN, ACLS, CPR |
| BLS, MA, CPR, NHA |
| BLS, ACLS, RN |
| BLS, CPR, RN |
| CPR, BLS |
| NP, BLS, PA-C |
| RCP, PALS, CPR, RRT |
| CPR, BLS, CCC-SLP |
| CVPM, DVM |
| RVT |

CONTINUING EDUCATION AND TRAINING

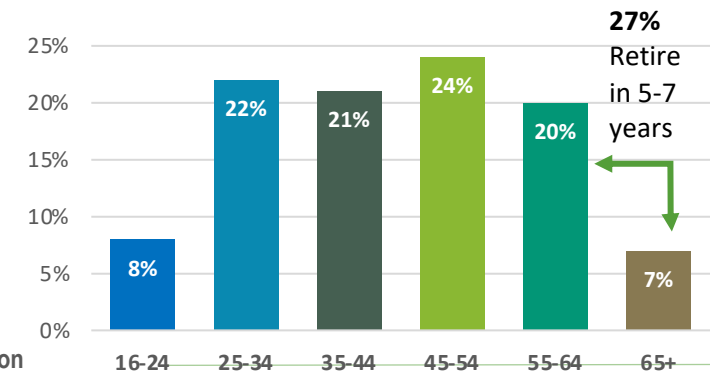
Program

AA Health Science
AS Nursing Science
Paramedic Studies: Certificate of Achievement
EMT: Certificate of Achievement
AS Dental Assisting
AS Dental Hygiene
EMT: Certificate of Achievement
AS EMS: Paramedic Studies
AS Medical Assistant: Multi-Skilled
AS: Nursing
Holistic Health: Certificate of Achievement

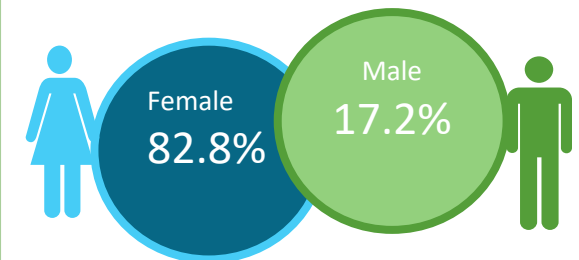
College

Moorpark College
Moorpark College
Moorpark College
Moorpark College
Oxnard College
Oxnard College
Oxnard College
Oxnard College
Ventura College
Ventura College
Ventura College
Ventura College

CURRENT AGE BREAKDOWNS



Current Gender Breakdown





South Central Coast
Regional Consortium
sccrcolleges.org/



North Los Angeles County Regional Labor Market Information

Draft Report Date: 7/1/24

North LA
County
Regional Labor
Market
Snapshot
Jobs in Public
Safety

Average Hourly Wage

\$60.45
North LA
County

\$63.89
California

\$53.03
USA

Average Annual Wage for Sector

\$71,600

**STARTING
SALARY**

\$125,700

**AVERAGE
SALARY**

\$197,600

**EXPERIENCED
SALARY**

EMPLOYMENT PROJECTIONS DEMAND

2,919

2022

3,033

2027

2022 5-year demand includes new job growth

AVERAGE WAGE INFORMATION PER JOBS IN REGION

High Demand Occupations in Sector

| High Demand Occupations in Sector | Hourly | Annual Range |
|---|---------|----------------------|
| Emergency Medical Technicians | \$20.28 | \$32,400 - \$60,100 |
| Entertainment & Recreation Managers, not Gambling | \$34.42 | \$44,800 - \$105,600 |
| Forensic Science Technicians | \$49.32 | \$67,600 - \$131,200 |
| Health Education Specialists | \$35.16 | \$44,600 - \$108,900 |
| Health Specialties Teachers, Postsecondary | \$64.68 | \$77,000 - \$207,700 |
| Lawyers | \$88.37 | \$93,500 - \$309,700 |
| Life, Physical, & Social Science Technicians | \$30.12 | \$40,600 - \$90,200 |
| Medical and Health Services Managers | \$61.99 | \$68,100 - \$213,000 |
| Medical Scientists, Except Epidemiologists | \$55.48 | \$80,200 - \$141,500 |
| Personal Service Managers, All Other | \$31.08 | \$63,100 - \$63,300 |

EDUCATION LEVELS

High Demand Occupations in Sector

| | |
|--|---------------------------------|
| Emergency Medical Technicians | Post secondary non degree |
| Entertainment & Rec, Mgers, not Gambling | Bachelor's Degree |
| Forensic Science Technicians | Bachelor's Degree |
| Health Education Specialists | Bachelor's Degree |
| Health Specialties Teachers, Postsecondary | Doctoral or professional degree |
| Lawyers | Doctoral or professional degree |
| Life, Physical, & Social Science Technicians | Associate's Degree |
| Medical and Health Services Managers | Bachelor's Degree |
| Medical Scientists, Except Epidemiologists | Doctoral or professional degree |
| Personal Service Managers, All Other | Bachelor's Degree |

Entry Level Education

| |
|---------------------------------|
| Post secondary non degree |
| Bachelor's Degree |
| Bachelor's Degree |
| Bachelor's Degree |
| Doctoral or professional degree |
| Doctoral or professional degree |
| Associate's Degree |
| Bachelor's Degree |
| Doctoral or professional degree |
| Bachelor's Degree |

Common Certifications

| |
|-----------------------|
| EMT, BLS, CPR |
| CPR, CPO |
| CCE, CCFP, CFCE |
| CLC, IBCLC, RD |
| CPR, RDA, DVM, |
| Adv. Paralegal Cert. |
| Secret Clearance, CPR |
| BLS, RN, CPR, ACLS |
| EEG, CST, BLS |
| CPR, CPT |

CONTINUING EDUCATION AND TRAINING

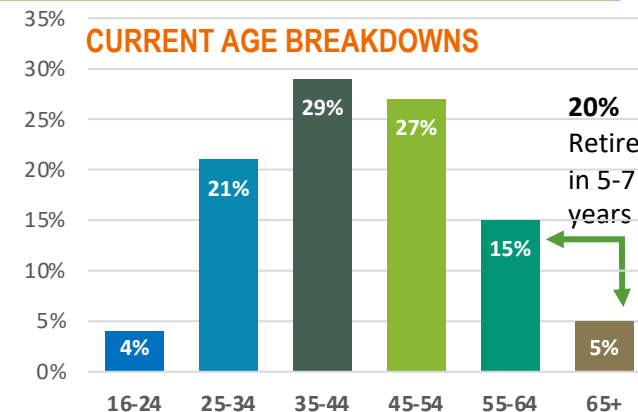
Program

AS Fire Technology
AS Wildland Fire Technology
Firefighter I Academy Certification
Fire Technology Certification
AS Administration of Justice
AS Fire Service Management: In and Pre-Service
AS Law Enforcement Technology
AS for Transfer Public Health Science
Emergency Medical Tech: Cert, of Specialization

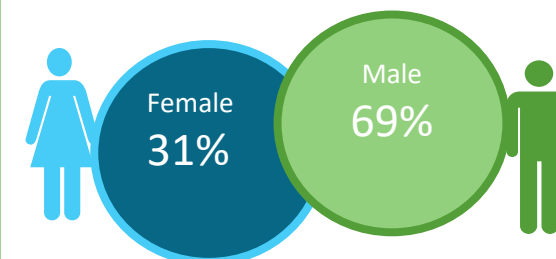
College

Antelope Valley College
Antelope Valley College
Antelope Valley College
Antelope Valley College
College of the Canyons
College of the Canyons
College of the Canyons
College of the Canyons
College of the Canyons

CURRENT AGE BREAKDOWNS



Current Gender Breakdown





South Central Coast
Regional Consortium
sccrcolleges.org/



Santa Barbara County Regional Labor Market Information

Report Review Date: 7/1/24

Santa Barbara County Regional Labor Market Snapshot Jobs in Public Safety

Average Hourly Wage

\$55.96
SB County

\$69/06
California

\$60.27
USA

Average Annual Wage for Sector



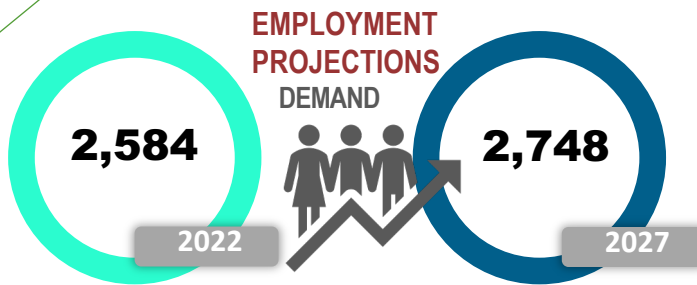
**STARTING
SALARY**



**AVERAGE
SALARY**



**EXPERIENCED
SALARY**



2022 5-year demand includes new job growth

AVERAGE WAGE INFORMATION PER JOBS IN REGION

| High Demand Occupations in Sector | Hourly | Annual Range |
|---|---------|----------------------|
| Emergency Medical Technicians | \$18.30 | \$31,900 - \$49,900 |
| Entertainment & Recreation Managers, not Gambling | \$43.42 | \$53,300 - \$147,000 |
| Forensic Science Technicians | \$43.09 | \$58,100 - \$122,900 |
| Health Education Specialists | \$34.35 | \$48,900 - \$105,000 |
| Health Specialties Teachers, Postsecondary | \$67.42 | \$74,600 - \$218,800 |
| Lawyers | \$78.19 | \$91,100 - \$262,100 |
| Life, Physical, & Social Science Technicians | \$28.48 | \$39,400 - \$81,900 |
| Medical and Health Services Managers | \$63.93 | \$68,600 - \$214,900 |
| Medical Scientists, Except Epidemiologists | \$52.94 | \$67,800 - \$161,200 |
| Personal Service Managers, All Other | \$27.17 | \$41,500 - \$66,900 |

EDUCATION LEVELS

High Demand Occupations in Sector

Emergency Medical Technicians
Entertainment & Recreation Managers, not Gambling
Forensic Science Technicians
Health Education Specialists
Health Specialties Teachers, Postsecondary
Lawyers
Life, Physical, & Social Science Techs.
Medical and Health Services Managers
Medical Scientists, Except Epidemiologists
Personal Service Managers, All Other

Entry Level Education

Post secondary non degree
Bachelor's Degree
Bachelor's Degree
Bachelor's Degree
Doctoral or professional degree
Doctoral or professional degree
Associate's Degree
Bachelor's Degree
Doctoral or professional degree
Bachelor's Degree

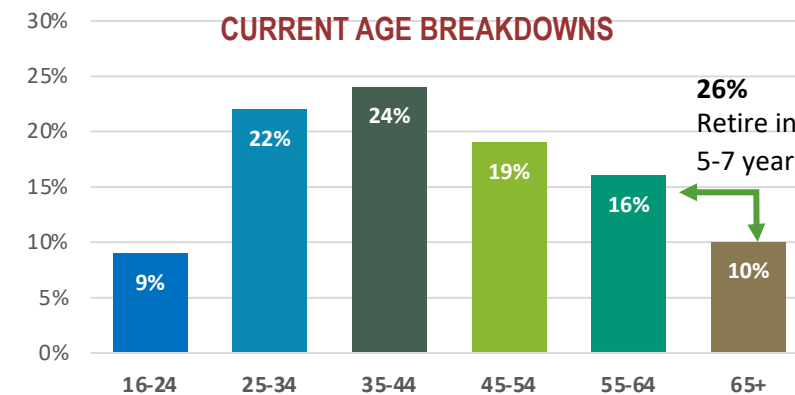
CONTINUING EDUCATION AND TRAINING

Program

AS Administration of Justice
AS Fire Technology with or without Fire Academy
AS Wildland Fire Tech. w/out Fire Academy
AS Paralegal Studies
Basic Law Enforcement Acad.: Cert of Achvment.
AS Admin. of Justice: Criminology Emphasis
AS Admin. of Justice: Law Enforcement Emp.
AS Admin. of Justice: Legal Studies Emp.
AS for Transfer: Administration of Justice
Admin. Of Justice: Law Enforcement, Legal Studies & Criminology Emphasis: Certificate

College

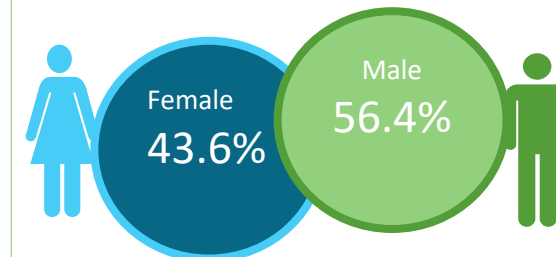
Allan Hancock College
Allan Hancock College
Allan Hancock College
Allan Hancock College
Allan Hancock College
Santa Barbara City College
Santa Barbara City College
Santa Barbara City College
Santa Barbara City College
Santa Barbara City College



Common Certifications

EMT, BLS, CPR
CPR, CPO
CCE, CCFP, CFCE
CLC, IBCLC, RD
CPR, RDA, DVM
Adv. Paralegal Cert.
Secret Clearance, CPR
BLS, RN, CPR, ACLS
EEG, CST, BLS
CPR, CPT

Current Gender Breakdown





South Central Coast
Regional Consortium
sccrcolleges.org/



San Luis Obispo County Regional Labor Market Information

Report Review Date: 7/1/24

SLO County
Regional Labor
Market
Snapshot
Jobs in Public
Safety

Average Hourly Wage

\$58.59
SLO County

\$69.06
California

\$60.27
USA

Average Annual Wage for Sector

\$66,400

STARTING
SALARY

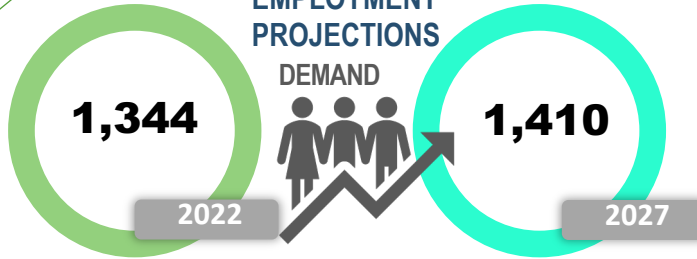
\$121,900

AVERAGE
SALARY

\$186,700

EXPERIENCED
SALARY

EMPLOYMENT PROJECTIONS



2022 5-year demand includes new job growth

AVERAGE WAGE INFORMATION PER JOBS IN REGION

| High Demand Occupations in Sector | Hourly | Annual Range |
|---|---------|----------------------|
| Emergency Medical Technicians | \$48.99 | \$72,000 - \$143,400 |
| Entertainment & Recreation Managers, not Gambling | \$34.99 | \$53,100 - \$100,800 |
| Forensic Science Technicians | \$45.68 | \$50,400 - \$160,400 |
| Health Education Specialists | \$31.54 | \$42,000 - \$104,900 |
| Health Specialties Teachers, Postsecondary | \$55.44 | \$69,700 - \$160,300 |
| Lawyers | \$57.52 | \$80,500 - \$176,500 |
| Life, Physical, & Social Science Technicians | \$61.32 | \$71,300 - \$187,000 |
| Medical and Health Services Managers | \$46.19 | \$55,400 - \$143,100 |
| Medical Scientists, Except Epidemiologists | \$40.83 | \$44,000 - \$134,200 |
| Personal Service Managers, All Other | \$36.01 | \$42,100 - \$111,700 |

EDUCATION LEVELS

| High Demand Occupations in Sector | Entry Level Education |
|---|---------------------------------|
| Emergency Medical Technicians | Post secondary non degree |
| Entertainment & Recreation Managers, not Gambling | Bachelor's Degree |
| Forensic Science Technicians | Bachelor's Degree |
| Health Education Specialists | Bachelor's Degree |
| Health Specialties Teachers, Postsecondary | Doctoral or professional degree |
| Lawyers | Doctoral or professional degree |
| Life, Physical, & Social Science Techs. | Associate's Degree |
| Medical and Health Services Managers | Bachelor's Degree |
| Medical Scientists, Except Epidemiologists | Doctoral or professional degree |
| Personal Service Managers, All Other | Bachelor's Degree |

CONTINUING EDUCATION AND TRAINING

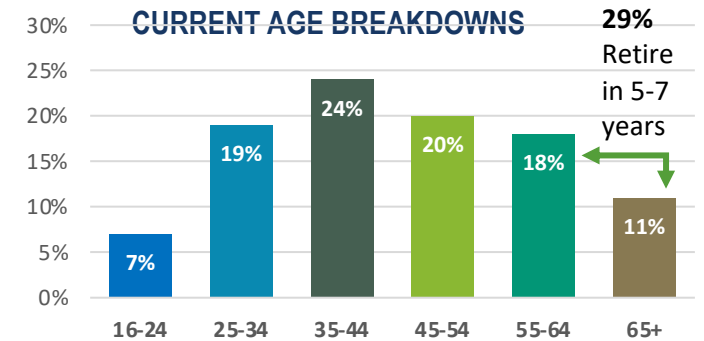
Program

AA Criminal Justice
AA Human Services
AA Legal Studies: Business Options
AA Legal Studies: Social Science Option
AA for Transfer Law, Public Policy & Society
AS for Transfer Administration of Justice
AS for Transfer Public Health Science
Emergency Medical Technician: Certificate of Specialization
Paramedic: Certificate of Achievement

College

Cuesta College
Cuesta College
Cuesta College
Cuesta College
Cuesta College
Cuesta College
Cuesta College
Cuesta College
Cuesta College

CURRENT AGE BREAKDOWNS



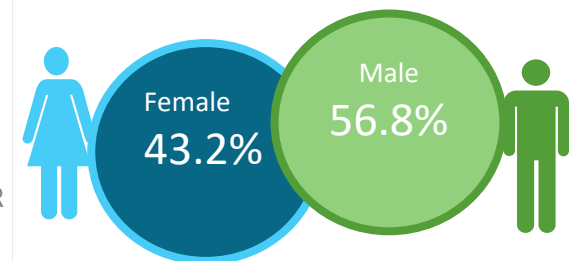
Common Certifications

EMT, BLS, CPR
CPR, CPO

CCE, CCFP, CFCE
CLC, IBCLC, RD
CPR, RDA, DVM

Adv. Paralegal Cert.
Secret Clearance, CPR
BLS, RN, CPR, ACLS
EEG, CST, BLS
CPR, CPT

Current Gender Breakdown



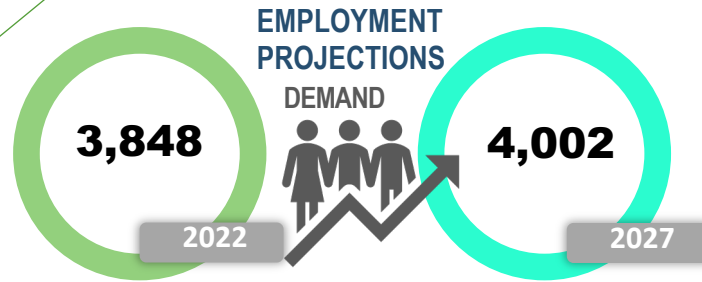


South Central Coast
Regional Consortium
sccrcolleges.org/



Ventura County Regional Labor Market Information

Report Review Date: 7/1/24



2022 5-year demand includes new job growth

AVERAGE WAGE INFORMATION PER JOBS IN REGION

| High Demand Occupations in Sector | Hourly | Annual Range |
|---|---------|-----------------------|
| Emergency Medical Technicians | \$16.34 | \$31,300 - \$39,800 |
| Entertainment & Recreation Managers, not Gambling | \$64.60 | \$70,000 - \$240,400 |
| Forensic Science Technicians | \$21.53 | \$67,700 - \$182,000 |
| Health Education Specialists | \$67.37 | \$35,600 - \$61,800 |
| Health Specialties Teachers, Postsecondary | \$52.30 | \$73,900 - \$135,300 |
| Lawyers | \$34.11 | \$43,200 - \$103,000 |
| Life, Physical, & Social Science Technicians | \$71.26 | \$119,000 - \$175,700 |
| Medical and Health Services Managers | \$46.19 | \$71,600 - \$131,000 |
| Medical Scientists, Except Epidemiologists | \$49.47 | \$62,300 - \$132,900 |
| Personal Service Managers, All Other | \$66.28 | \$72,500 - \$213,000 |
| | \$22.31 | \$35,800 - \$61,300 |

EDUCATION LEVELS

| High Demand Occupations in Sector | Entry Level Education |
|---|---------------------------------|
| Emergency Medical Technicians | Post secondary non degree |
| Entertainment & Recreation Managers, not Gambling | Bachelor's Degree |
| Forensic Science Technicians | Bachelor's Degree |
| Health Education Specialists | Bachelor's Degree |
| Health Specialties Teachers, Postsecondary | Doctoral or professional degree |
| Lawyers | Doctoral or professional degree |
| Life, Physical, & Social Science Techs. | Associate's Degree |
| Medical and Health Services Managers | Bachelor's Degree |
| Medical Scientists, Except Epidemiologists | Doctoral or professional degree |
| Personal Service Managers, All Other | Bachelor's Degree |

| Common Certifications |
|--|
| EMT, BLS, CPR CPR, CPO |
| CCE, CCFP, CFCE CLC, IBCLC, RD CPR, RDA, DVM Adv. Paralegal Cert. Secret Clearance, CPR BLS, RN, CPR, ACLS EEG, CST, BLS CPR, CPT |

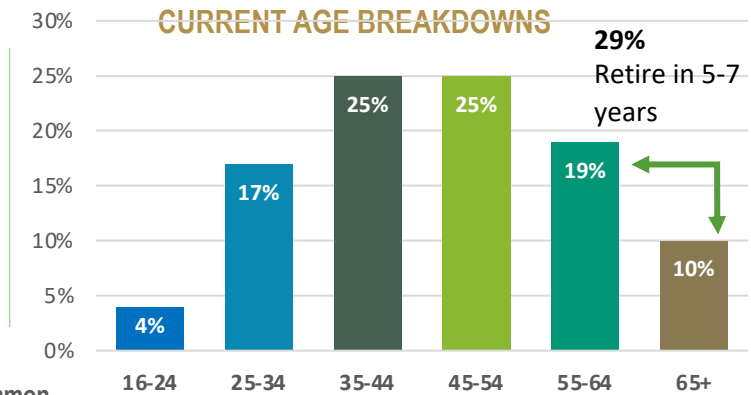
CONTINUING EDUCATION AND TRAINING

Program

AS Administration of Justice
AS Criminal Justice
AS for Transfer Law, Public Policy & Society
Paramedic Studies: Certificate of Achievement
As Human Services
AS Paralegal Studies
AA for Transfer Social Justice Studies
AS for Transfer Law, Public Policy & Society
AS Basic Law Enforcement Academy
AS Criminal Justice: Academic
AS for Transfer Administration of Justice

College

Moorpark College
Moorpark College
Moorpark College
Moorpark College
Oxnard College
Oxnard College
Oxnard College
Oxnard College
Oxnard College
Ventura College
Ventura College
Ventura College



Ventura County
Regional Labor Market
Snapshot
Jobs in Public Safety

Average Hourly Wage

\$64.48
Ventura County

\$69.06
California

\$60.27
USA

Average Annual Wage for Sector

\$70,100

STARTING SALARY

\$134,100

AVERAGE SALARY

\$228,200

EXPERIENCED SALARY



South Central Coast
Regional Consortium
sccrcolleges.org/



North Los Angeles Regional Labor Market Information

Report Date: 7/1/24

North Los Angeles
Regional Labor Market Snapshot
Jobs in Retail Hospitality

Average Hourly Wage

\$20.57
North LA County

\$21.01
California

\$18.06
USA

Average Annual Wage for Sector



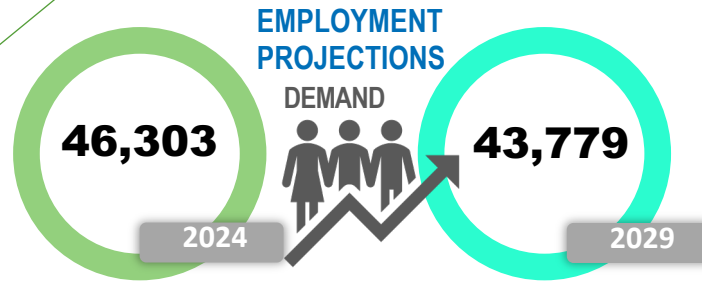
STARTING SALARY



AVERAGE SALARY



EXPERIENCED SALARY



2024 5-year demand includes new job growth

AVERAGE WAGE INFORMATION PER JOBS IN REGION

| Sample Occupations in Sector | Hourly | Annual Range |
|--|---------|----------------------|
| Barbers | \$20.20 | \$37,200 - \$55,900 |
| Cooks, Private Household | \$32.27 | \$36,300 - \$129,900 |
| Fashion Designers | \$58.73 | \$60,900 - \$192,500 |
| Hairdressers, Hairstylists, and Cosmetologists | \$23.51 | \$35,500 - \$66,500 |
| Interior Designers | \$40.19 | \$49,000 - \$131,000 |
| Makeup Artists, Theatrical and Performance | \$50.47 | \$49,700 - \$190,000 |
| Manicurists and Pedicurists | \$17.56 | \$34,500 - \$36,700 |
| Massage Therapists | \$28.82 | \$35,600 - \$109,100 |
| Set and Exhibit Designers | \$44.57 | \$63,200 - \$125,600 |
| Skincare Specialists | \$26.47 | \$36,100 - \$111,900 |

EDUCATION LEVELS

Sample Occupations in Sector

| | |
|--|---------------------------|
| Barbers | Post secondary non degree |
| Cooks, Private Household | Post secondary non degree |
| Fashion Designers | Bachelor's Degree |
| Hairdressers, Hairstylists, & Cosmetologists | Post secondary non degree |
| Interior Designers | Bachelor's Degree |
| Makeup Artists, Theatrical and Performance | Post secondary non degree |
| Manicurists and Pedicurists | Post secondary non degree |
| Massage Therapists | Post secondary non degree |
| Set and Exhibit Designers | Bachelor's Degree |
| Skincare Specialists | Post secondary non degree |

Entry Level Education

| | |
|--|---------------------------|
| Barbers | Post secondary non degree |
| Cooks, Private Household | Post secondary non degree |
| Fashion Designers | Bachelor's Degree |
| Hairdressers, Hairstylists, & Cosmetologists | Post secondary non degree |
| Interior Designers | Bachelor's Degree |
| Makeup Artists, Theatrical and Performance | Post secondary non degree |
| Manicurists and Pedicurists | Post secondary non degree |
| Massage Therapists | Post secondary non degree |
| Set and Exhibit Designers | Bachelor's Degree |
| Skincare Specialists | Post secondary non degree |

Common Certifications

| | |
|--|-----------------------------|
| Barbers | Driver's License |
| Cooks, Private Household | ServSafe Food Protect.Man. |
| Fashion Designers | CPR, First Aid, LMT |
| Hairdressers, Hairstylists, & Cosmetologists | Certified Interior Designer |
| Interior Designers | Driver's License, CPR |
| Makeup Artists, Theatrical and Performance | CPR, First Aid |
| Manicurists and Pedicurists | LMT, CPR, CPR |
| Massage Therapists | Driver's License |
| Set and Exhibit Designers | Medical Assistant, LMT |
| Skincare Specialists | |

CONTINUING EDUCATION AND TRAINING

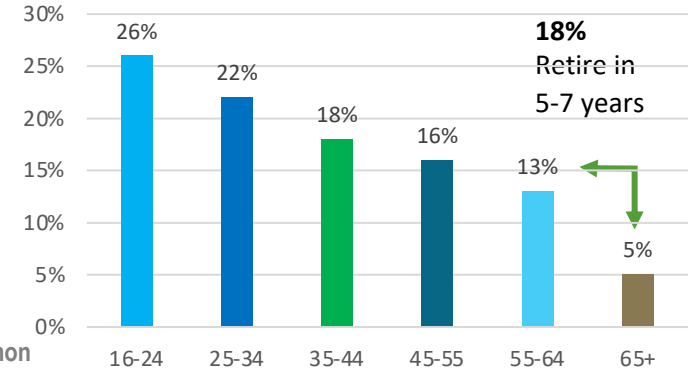
Program

AA for Xfer Communication Studies
AA for Xfer Kinesiology
AS Medical Assistant
Certificate: Yoga Instructor
Certificate: Recreation and Leadership Studies
AA Culinary Arts
AA Recreation Management
AS Hospitality Management
AS Hotel and Restaurant Management
AS Interior Design

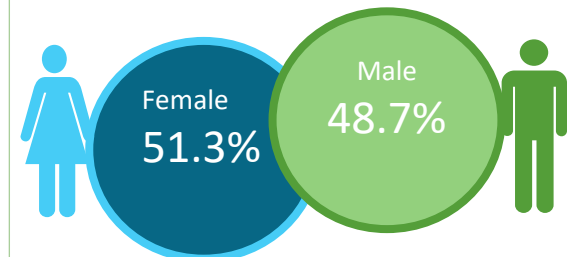
College

Antelope Valley College
Antelope Valley College
Antelope Valley College
Antelope Valley College
Antelope Valley College
College of the Canyons
College of the Canyons
College of the Canyons
College of the Canyons
College of the Canyons

CURRENT AGE BREAKDOWNS



Current Gender Breakdown





South Central Coast
Regional Consortium
sccrcolleges.org/



Santa Barbara County Regional Labor Market Information

Report Date: 7/1/24

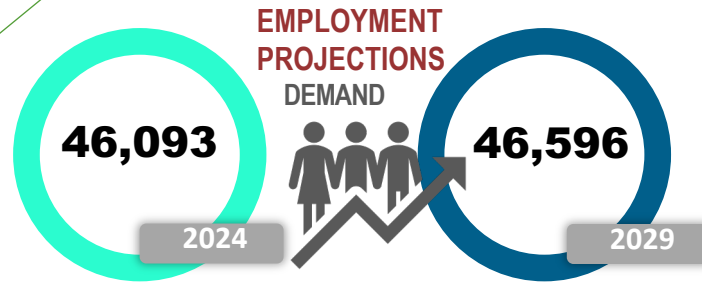
Santa Barbara County Regional Labor Market Snapshot Jobs in Retail Hospitality

Average Hourly Wage

\$20.65
SB County

\$21.01
California

\$18.06
USA



2024 5-year demand includes new job growth

AVERAGE WAGE INFORMATION PER JOBS IN REGION

High Demand Occupations in Sector

| Occupation | Hourly | Annual Range |
|--|---------|----------------------|
| Barbers | \$19.54 | \$35,900 - \$52,800 |
| Cooks, Private Household | \$32.22 | \$35,900 - \$129,700 |
| Fashion Designers | \$51.18 | \$55,500 - \$169,200 |
| Hairdressers, Hairstylists, and Cosmetologists | \$21.17 | \$35,400 - \$62,000 |
| Interior Designers | \$38.05 | \$51,700 - \$118,900 |
| Makeup Artists, Theatrical and Performance | \$48.52 | \$49,200 - \$186,000 |
| Manicurists and Pedicurists | \$17.88 | \$34,600 - \$37,500 |
| Massage Therapists | \$22.82 | \$34,600 - \$84,100 |
| Set and Exhibit Designers | \$37.59 | \$50,900 - \$111,200 |
| Skincare Specialists | \$25.41 | \$36,300 - \$95,400 |

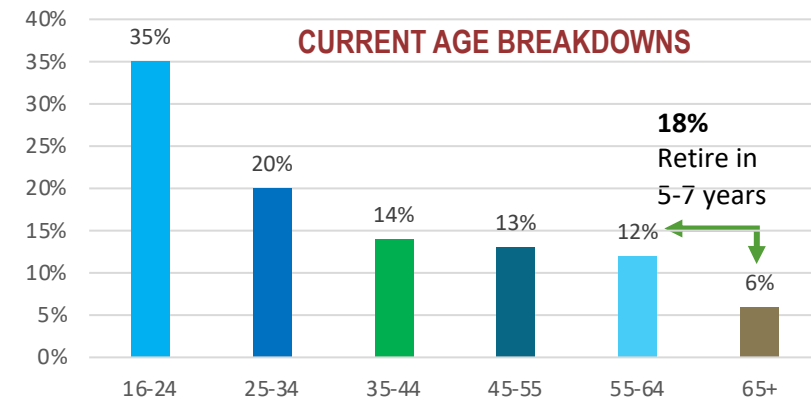
CONTINUING EDUCATION AND TRAINING

Program

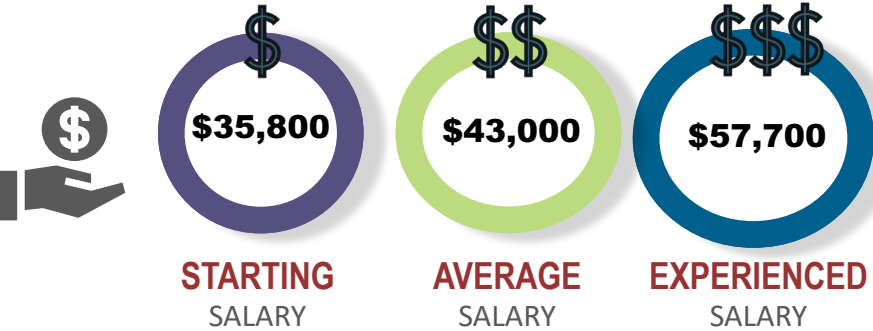
- AS Cosmetology
- AS Culinary Arts and Management
- AS Culinology
- AS Fashion Studies
- AS Family & Consumer Science- Interior Design Merchandising
- AA Interior Design
- AS Cosmetology
- AS Culinary Arts: Professional
- Culinary Arts: Fundamentals: Cert. of Achivmnt.
- Hospitality: Certificate of Achievement

College

- Allan Hancock College
- Allan Hancock College
- Allan Hancock College
- Allan Hancock College
- Allan Hancock College
- Santa Barbara City College
- Santa Barbara City College
- Santa Barbara City College
- Santa Barbara City College
- Santa Barbara City College



Average Annual Wage for Sector



EDUCATION LEVELS

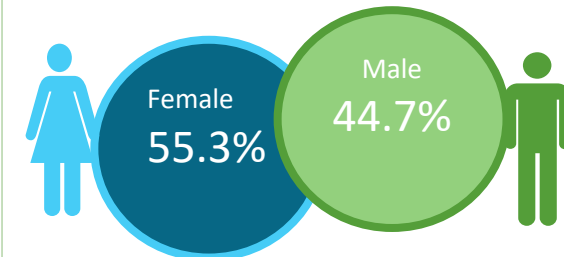
High Demand Occupations in Sector

- Barbers
- Cooks, Private Household
- Fashion Designers
- Hairdressers, Hairstylists, & Cosmetologists
- Interior Designers
- Makeup Artists, Theatrical and Performance
- Manicurists and Pedicurists
- Massage Therapists
- Set and Exhibit Designers
- Skincare Specialists

Entry Level Education Common Certifications

- Post secondary non degree
 - Post secondary non degree
 - Bachelor's Degree
 - Post secondary non degree
 - Bachelor's Degree
 - Post secondary non degree
 - Post secondary non degree
 - Post secondary non degree
 - Bachelor's Degree
 - Post secondary non degree
- Driver's License
 - ServSafe Food Protect.Man.
 - CPR, First Aid, LMT
 - Certified Interior Designer
 - Driver's License, CPR
 - CPR, First Aid
 - LMT, CPR, CPR
 - Driver's License
 - Medical Assistant, LMT

Current Gender Breakdown





South Central Coast
Regional Consortium
sccrcolleges.org/



San Luis Obispo County Regional Labor Market Information

Report Date: 7/1/24

SLO County
Regional Labor
Market
Snapshot
Jobs in **Retail
Hospitality**

Average Hourly Wage

\$20.27
SLO County

\$21.01
California

\$18.06
USA

Average Annual Wage for Sector

\$35,300

STARTING
SALARY

\$42,200

AVERAGE
SALARY

\$55,500

EXPERIENCED
SALARY

EMPLOYMENT PROJECTIONS DEMAND

30,441

2024



29,812

2029

2024 5-year demand includes new job growth

AVERAGE WAGE INFORMATION PER JOBS IN REGION

High Demand Occupations in Sector

| High Demand Occupations in Sector | Hourly | Annual Range |
|--|----------|----------------------|
| Barbers | \$40.91 | \$58,400 - \$106,300 |
| Cooks, Private Household | \$29.39 | \$43,600 - \$79,100 |
| Fashion Designers | \$40.24 | \$50,000 - \$126,700 |
| Hairdressers, Hairstylists, & Cosmetologists | \$31.73 | \$44,00 - \$101,300 |
| Interior Designers | | |
| Makeup Artists, Theatrical and Performance | \$50.76 | \$73,600 - \$155,900 |
| Manicurists and Pedicurists | \$52.62 | \$76,400 - \$144,500 |
| Massage Therapists | \$66.89 | \$91,900 - \$200,000 |
| Set and Exhibit Designers | \$69.65 | \$88,200 - \$212,700 |
| Skincare Specialists | \$52.60 | \$74,600 - \$150,500 |
| | \$45.79. | \$57,400 - \$156,100 |

EDUCATION LEVELS

High Demand Occupations in Sector

| | |
|--|---------------------------|
| Barbers | Post secondary non degree |
| Cooks, Private Household | Post secondary non degree |
| Fashion Designers | Bachelor's Degree |
| Hairdressers, Hairstylists, & Cosmetologists | Post secondary non degree |
| Interior Designers | Bachelor's Degree |
| Makeup Artists, Theatrical & Performance | Post secondary non degree |
| Manicurists and Pedicurists | Post secondary non degree |
| Massage Therapists | Post secondary non degree |
| Set and Exhibit Designers | Bachelor's Degree |
| Skincare Specialists | Post secondary non degree |

Entry Level Education

| |
|---------------------------|
| Post secondary non degree |
| Post secondary non degree |
| Bachelor's Degree |
| Post secondary non degree |
| Bachelor's Degree |
| Post secondary non degree |
| Post secondary non degree |
| Post secondary non degree |
| Bachelor's Degree |
| Post secondary non degree |

Common Certifications

| |
|-----------------------------|
| Driver's License |
| ServSafe Food Protect.Man. |
| CPR, First Aid, LMT |
| Certified Interior Designer |
| Driver's License, CPR |
| CPR, First Aid |
| LMT, CPR, CPR |
| Driver's License |
| Medical Assistant, LMT |

CONTINUING EDUCATION AND TRAINING

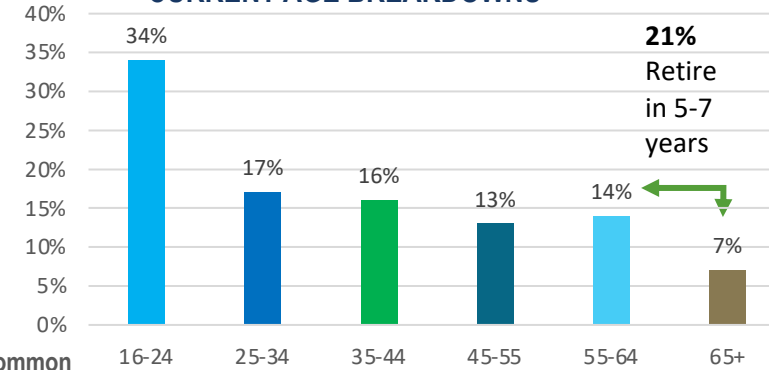
Program

AA Recreation Administration
AS Culinary/ Hospitality
AS for Xfer: Kinesiology
AS for Xfer: Hospitality Management
Exercise Science- Fitness Professional: Certificate of Achievement
Customer Relations: Certificate of Completion
Culinary Arts Studies: Certificate of Achievement
Culinary Arts Foundation: Certificate of Specialization

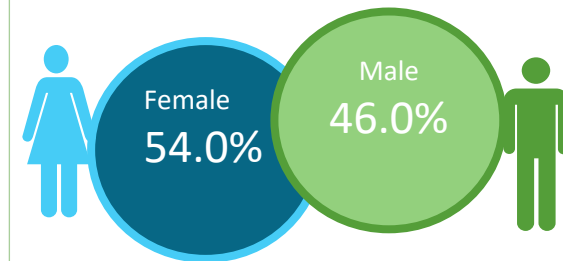
College

Cuesta College
Cuesta College
Cuesta College
Cuesta College
Cuesta College
Cuesta College
Cuesta College
Cuesta College

CURRENT AGE BREAKDOWNS



Current Gender Breakdown



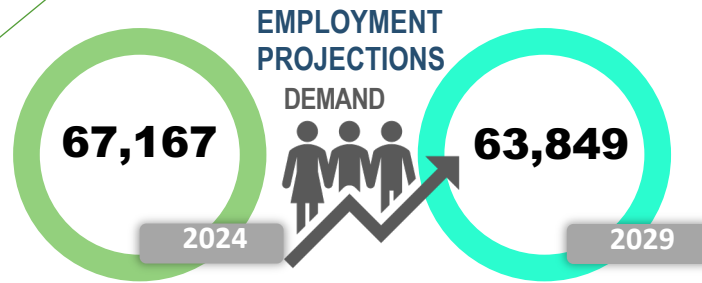


South Central Coast
Regional Consortium
sccrcolleges.org/



Ventura County Regional Labor Market Information

Report Date: 7.1.24



2024 5-year demand includes new job growth

AVERAGE WAGE INFORMATION PER JOBS IN REGION

| High Demand Occupations in Sector | Hourly | Annual Range |
|--|---------|----------------------|
| Barbers | \$19.16 | \$35,200 - \$51,800 |
| Cooks, Private Household | \$31.57 | \$35,800 - \$127,100 |
| Fashion Designers | \$49.17 | \$54,200 - \$162,500 |
| Hairdressers, Hairstylists, and Cosmetologists | \$21.11 | \$34,800 - \$61,700 |
| Interior Designers | \$33.74 | \$43,700 - \$103,000 |
| Makeup Artists, Theatrical and Performance | \$47.58 | \$49,000 - \$182,300 |
| Manicurists and Pedicurists | \$17.65 | \$34,100 - \$37,500 |
| Massage Therapists | \$26.02 | \$34,100 - \$83,300 |
| Set and Exhibit Designers | \$36.11 | \$49,600 - \$106,800 |
| Skincare Specialists | \$24.15 | \$34,900 - \$88,000 |

CONTINUING EDUCATION AND TRAINING

Program

- AS Exercise Science
- AA for Xfer Kinesiology
- Exercise Fitness Specialist: Cert. of Achievement.
- AS Culinary Arts
- AS Hospitality Management
- AS Restaurant Management
- Air Culinary Arts: Certificate of Achievement
- AS Food Safety
- AA for Xfer: Communication Studies
- AA: General Studies: holistic Studies
- Holistic Health: Certificate of Achievement

College

- Moorepark College
- Moorepark College
- Moorepark College
- Oxnard College
- Oxnard College
- Oxnard College
- Oxnard College
- Oxnard College
- Ventura College
- Ventura College
- Ventura College
- Ventura College

Ventura County
Regional Labor
Market
Snapshot
Jobs in **Retail
Hospitality**

Average Hourly Wage

\$20.11
Ventura
County

\$21.01
California

\$18.06
USA

Average Annual Wage for Sector



**STARTING
SALARY**



**AVERAGE
SALARY**



**EXPERIENCED
SALARY**

EDUCATION LEVELS

High Demand Occupations in Sector

| | |
|--|---------------------------|
| Barbers | Post secondary non degree |
| Cooks, Private Household | Post secondary non degree |
| Fashion Designers | Bachelor's Degree |
| Hairdressers, Hairstylists, & Cosmetologists | Post secondary non degree |
| Interior Designers | Bachelor's Degree |
| Makeup Artists, Theatrical and Performance | Post secondary non degree |
| Manicurists and Pedicurists | Post secondary non degree |
| Massage Therapists | Post secondary non degree |
| Set and Exhibit Designers | Bachelor's Degree |
| Skincare Specialists | Post secondary non degree |

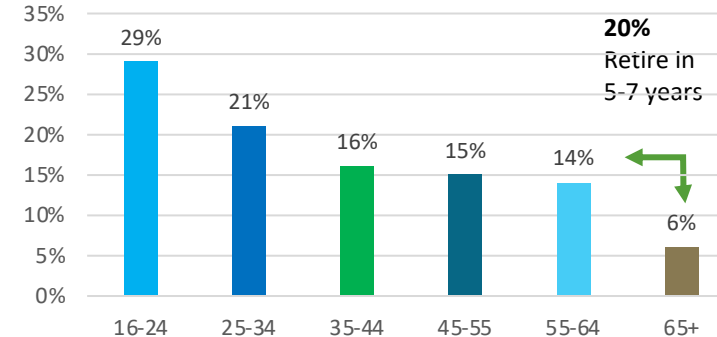
Entry Level Education

| |
|---------------------------|
| Post secondary non degree |
| Post secondary non degree |
| Bachelor's Degree |
| Post secondary non degree |
| Bachelor's Degree |
| Post secondary non degree |
| Post secondary non degree |
| Post secondary non degree |
| Bachelor's Degree |
| Post secondary non degree |

Common Certifications

- Driver's License
- ServSafe Food Protect.Man.
- CPR, First Aid, LMT
- Certified Interior Designer
- Driver's License, CPR
- CPR, First Aid
- LMT, CPR, CPR
- Driver's License
- Medical Assistant, LMT

CURRENT AGE BREAKDOWNS



Current Gender Breakdown

